

TRANSPORTATION UPDATE:

March 2024

In a partnership of the four Northland Council's 'roading and transport departments', combining and co-locating the individual council staff and resources, the NTA works as part of Council to collectively create better, safer, and more accessible journeys across the district (and region) through structured maintenance and improvements in accordance with national safety and engineering standards, policies and guidelines.

EXECUTIVE SUMMARY

Key activities road safety education activities delivered by Far North REAP (Rural Education Activities Programme) through the month included an onsite expo at the Mangōnui Waterfront Festival, promoting the One Tear Too Many Drive Sober campaign including interactive use of vision goggles and obstacle course, continuation of the driver licensing programme and a strong presence at several community events.

\$45.445M of transport works have been completed in the first nine months of the 2023/24 financial year, being a 17% increase on the \$38.882M of works completed in the equivalent period of the previous year. 83% of subsidised expenditure year to date relate to the three core activities of Renewals (35%), Maintenance & Operations (31%) and Emergency Works (17%).

Completion of the Capital Works programme activities continues, with the summer construction season and works programme now drawing to a close, with expenditure to date slightly below forecast. A full list of 2023/24 individual projects with their respective delivery and risk status is provided within this report.

While routine grading and metalling activities have been lower than normal (13% / 210km of Network graded in March) due to continued lack of pavement moisture content prioritised grading lists are reviewed on weekly basis in preparation for any opportunities to dispatch graders following sufficient rainfall. Routine and ordered works maintenance activities continued with a continued focus on network wide pothole repairs, culvert replacements and culvert end clearing/flushing, catchpit entrance clearing and mowing. Centreline and edge line remarking activities continued across the both contract areas.

As part of the continuing effort to communicate slip repair progress to the public, the [Northland 2022/23 Slip Repair Map](#) was published on KDC's website in March. Works continued with the 2022/23 Emergency event(s) recovery activities, with completion of "Phase 2" works items including nine drop out (under slip) repairs.

There are 38 confirmed Phase 3 (Complex sites) to be completed as part of the multi-year (2024/27) recovery programme, with further detailed assessment presently being undertaken on sites at Ruapekapeka Rd, School Rd, Peria Valley Rd, and Derrick Rd to determine whether they will fall into Phase 2 or Phase 3 delivery. Full detail on progress and list of individual sites provided on pages 17 and 18 of this report.

80 new Corridor Access Requests received for works in the road reserve across Far North District in March. Seven temporary traffic management safety audits were completed during the month with five sites scored 'High', one 'Acceptable' and one as 'Needs Improvement'.

The Hokianga Ferry service carried a daily average of 585 passengers and 284 vehicles in March 2024, with revenue for the month comparable to March 2023. The schedule departures were 98.1% on time for the month, with 141 shuttling's, 4 after hours charters and 3 Emergency Services Crossings. There was one recorded Ferry Operations Health & Safety incident during March, where a school child slipped and fell on the concrete ramp at The Narrows while boarding the ferry as a foot passenger, resulting in a broken wrist.

Following a spike in numbers of requests received in February, the volume of customer requests has declined during March as is now back closer to historic monthly levels (400 requests received during the month, 26% reduction from February). At the end of March, there were 494 open requests, being a 0.6% decrease from the prior month.

ROAD SAFETY EDUCATION PROGRAM

[Far North REAP](#) (Rural Education Activities Programme) are contracted to deliver Council’s Road Safety Education programmes across the Far North District. Key activities undertaken this month included:

- Mangōnui Waterfront Festival: pre-event sober driver promotion, on-site expo promoting One Tear Too Many Drive Sober including vision goggles and obstacle course and resources.
- Relay for Life event: support with traffic management equipment, car seat and Patience to Paradise and One Tear Too Many resources.
- Placemakers Breakfast: restraint information and resources.
- Miniball tournament: presentation on seatbelt use and Patience to Paradise resources.
- Child Restraint workshop with Hapu Mama’s group at Te Hiku Houora.
- Patience to Paradise marketing and advertising (radio, digital) up until end of Easter.
- Regular driver licensing courses (Learners, Restricted, Full) in Kaitaia, Kerikeri, Moerewa, Kaikohe and Rawene.
- Education checkpoint in Kawakawa with local Fire Brigade.
- Working with Waka Ama youth groups in Hokianga regarding impaired driving.
- Speed trailer in Hokianga and Kaikohe (at events, high risk areas and speed reduction locations).
- Working with Early Childhood Education centres in Kerikeri regarding hi-vis vests and walking school buses.
- Representation at Northland AA Council, Driving Change Network working committee.
- Traffic Management equipment and support for ‘Fire Project’ (building of portable homes) in Waihou (Panguru).
- Four teach the teacher child restraint workshops (collaboration work with Far North REAP, Te Hau Ora O Ngāpuhi, Ngāti Hine and Mai LYFE) for home-based educators and Kōhanga Reo staff. Identified 80% of child restraints were expired or not installed correctly.
- Far North Sports Teams (e.g. Muriwhenua Basketball) travel plans. Teams are travelling every weekend south of Whangārei. Support with recommended pit stops, fatigue packs for drivers, and petrol vouchers. In return teams have produced road safety videos and plans to expand to do a sport vs sport road safety video challenge
- Planning for Far North Matariki Event in Kawakawa in June.
- Relaunch of ‘The Party’ Interactive Video.

[Bike Northland](#) are contracted to deliver Council’s bike safety and skills training and they utilise the Waka Kotahi programme [BikeReady](#). Their key deliverables are summarised below:

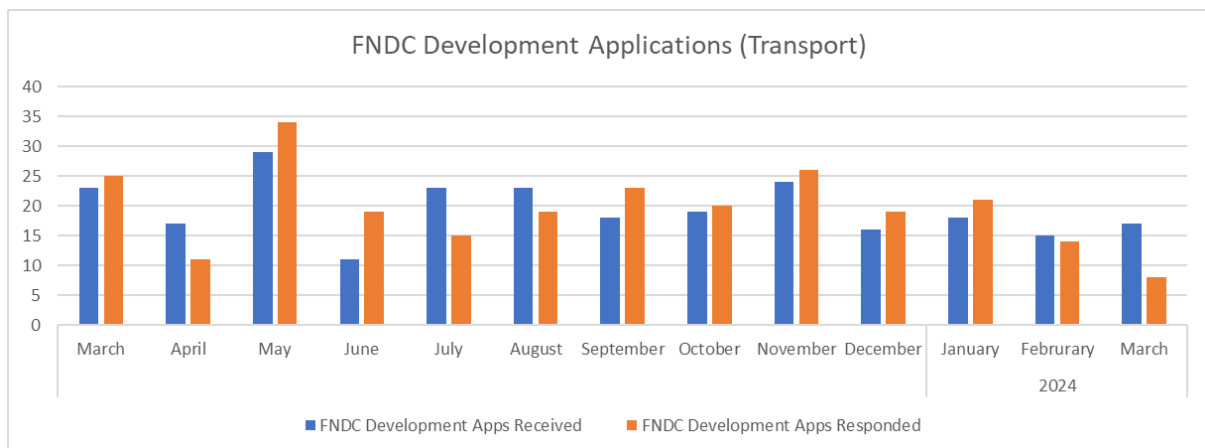
2023/24 Far North District Council		
Course	Contracted	YTD
Grade 1	1050	1285

DEVELOPMENT APPLICATIONS (Transportation)

The following table and graph below provide information on the volume of development applications received for transportation assessment over the past twelve months.

During the month of March, a total of fifteen applications were received (vs. twelve month rolling average of nineteen) and a total of eight application were processed.

		FNDC				
		Development Apps		Alfresco Permits		
		Received	Responded	Received	Responded	
	March	23	25	2	2	
	April	17	11	1	1	
	May	29	34	0	0	
	June	11	19	2	2	
	July	23	15	1	1	
	August	23	19	1	1	
	September	18	23	6	5	
	October	19	20	4	4	
	November	24	26	5	5	
	December	16	19	1	1	
	2024	January	18	21	2	2
		February	15	14	2	2
March		17	8	2	2	

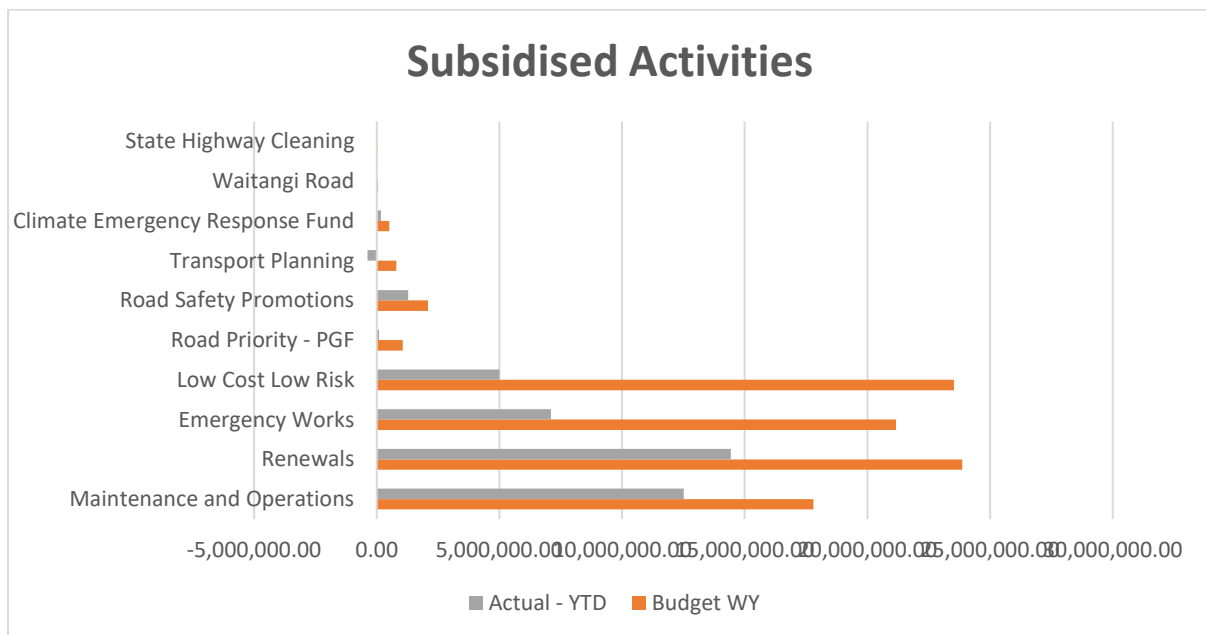
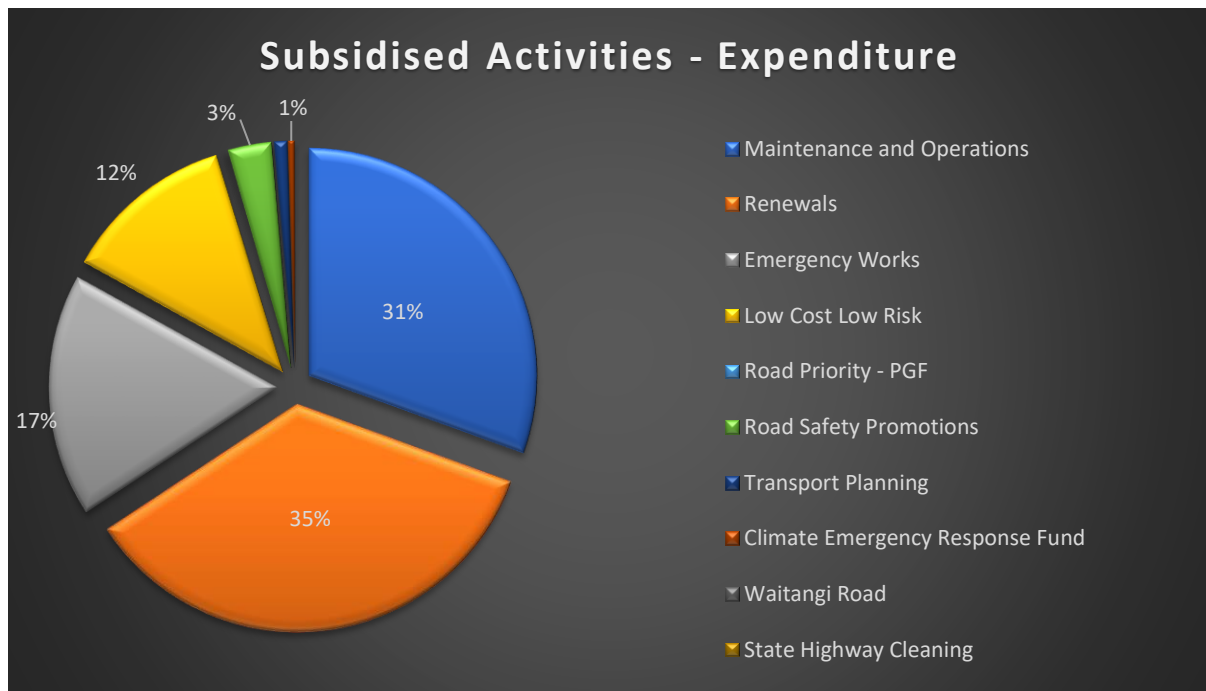


FNDC TRANSPORT BUDGET EXPENDITURE ALLOCATION PROGRESS

The graphs provided below provide an overview of the key areas of “subsidised” transport expenditure over the first 9 months (July 2023 to March 2024) of the current 2023/24 financial year.

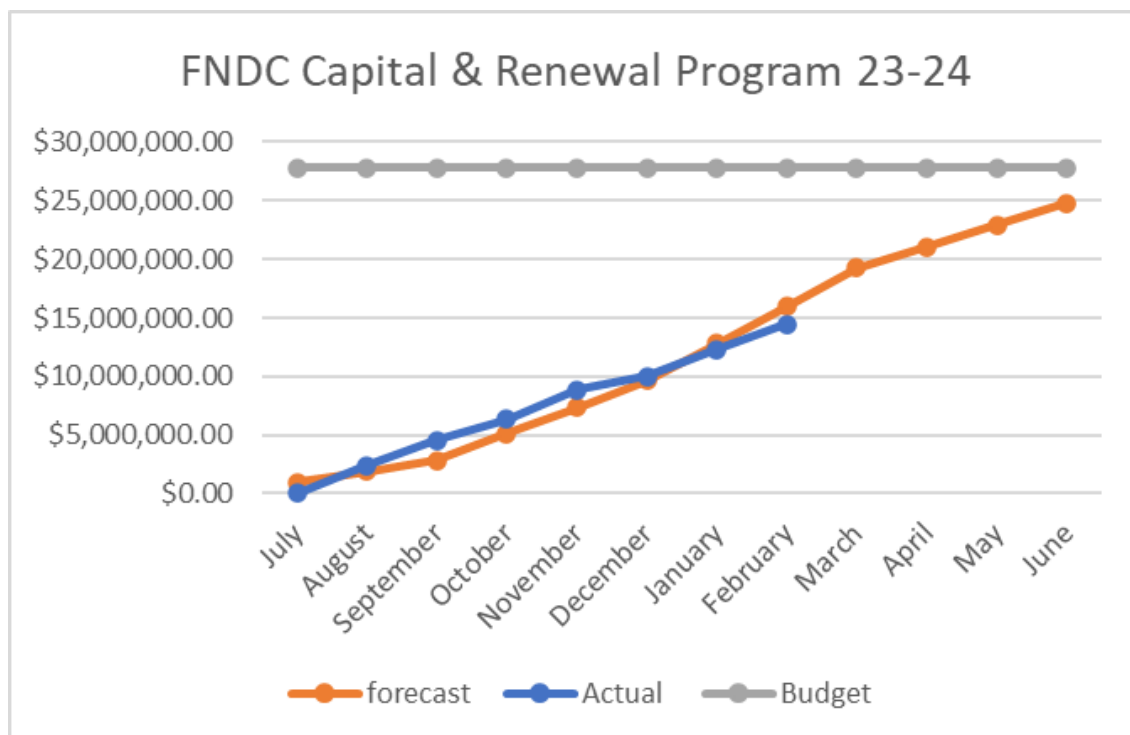
As demonstrated in the pie graph below, 83% of subsidised expenditure year to date relates to the three core activities of Renewals (35%), Maintenance & Operations (31%) and Emergency Works (17%).

\$45.445M of transport works have been completed in the first nine months of the 2023/24 financial year, being a 17% increase on the \$38.882M of works completed in the equivalent period of the previous year.



FNDC TRANSPORT CAPITAL PROGRAMME DELIVERY

Completion of the Capital Works programme activities continues, with the summer construction season and works programme now drawing to a close, with expenditure to date slightly below forecast.



Note: March financials were unavailable at the time of reporting.

Project Risk Table

FNDC	No. of Projects	Description	Budget	% of Total Budget
✔	35	Will be fully delivered this year	\$19,782,509.00	71%
⚠	4	Risk of partial delivery	\$3,918,500.00	14%
✘	9	Risk of non delivery	\$4,095,700.39	15%
		Total	\$27,796,709.39	100%

*Note – a full list of 2023/24 projects (complete with status and risk assessment) provided below.

FNDC Monthly Report - March 2024

Work Category	Category	Project Title	Location	Monthly status update	Next months status update	Comments	Risk
141	Emergency Works	Fairburn Road RP9668 (RRMS Slip ID 232445)	Fairburn Road RP9668	Construction completed	Construction completed		●
141 - Emergency Works Total			\$416,336.00				
212	0	Sealed Road Resurfacing	Network Wide	Construction underway	Construction underway		●
212 - Sealed Resurfacing Total			\$4,553,540.00				
213	0	Drainage Renewals	Network Wide	Construction underway	Construction underway		●
213-Drainage Renewals Total			\$200,000.00				
214	HG	SOMMERVILLE AVENUE (KAITAIA)	SOMMERVILLE AVENUE (KAITAIA) RP 10 to RP 184 = 174m	Construction underway	Construction completed		●
214	HG	NGAPIPITO ROAD	NGAPIPITO ROAD RP 1850 to RP 3000 = 1150m	Construction completed	Construction completed		●
214	HG	CUMBER RD	CUMBER ROAD RP 0 TO RP 421 = 421m	Construction completed	Construction completed		●
214	HG	ORAKAU RD	ORAKAU RD RP 14822 TO RP 15050 = 228m	Construction completed	Construction completed		●
214	HG	PIPIWAI RD	PIPIWAI RD RP 12274 TO RP 12610 = 336m	Construction underway	Construction completed		●
214	HG	GILL RD	GILL RD RP 470 TO RP 1390 = 920m	Construction completed	Construction completed		●
214	HG	GILL RD	GILL RD RP 1423 TO RP 2180 = 757m	Construction completed	Construction completed		●
214	HG	MIDGLEY RD	MIDGLEY RD RP 600 TO RP 1900 = 1300m	Construction underway	Construction completed		●
214	HG	KAITAIA-AWAROA RD	KAITAIA-AWAROA RD RP 28540 TO 30140 = 1690m	Construction underway	Project on hold	defer to 24/25 fy. Associated improvements only this year and review next year to see implication of drainage works	●
214	HG	PAWARENGA RD	PAWARENGA RD RP 2306 TO 2956 = 650m	Design Stage	Design Stage		●
214 - Sealed Rehab Total			\$3,760,000.00				
215	0	General Bridge Repairs 2021/24 (SP3)	Network Wide	Construction underway	Construction underway		●
215	0	Scour Protection Works 2021/24 (SP3)	Network Wide	Construction underway	Construction underway		●
215	0	Hihi Road Bridge F07 and Matai Rd Bridge C03	Hihi Road Bridge F07	Construction underway	Construction underway		●
215 - Structures Component Replacement Total			\$2,150,000.00				
216	0	Churtons Road Bridge C13 Replacement	Churtons Road Bridge C13	Construction completed	Construction completed		●
216	0	Quarry Road Bridge B13 & Wekaweka Road J18 Culvert Replacement	Quarry Road (Awanui)	Construction completed	Construction completed		●
216	0	Whangaroa Road UN28, Waharua Road A39 & West Coast Road (Kohukohu) G28 Culvert Replacements (PW + Prof Serv)	0	Construction underway	Construction underway		●
216 - Bridge and Structures Renewals Total			\$2,700,000.00				
341	Road 2 Zero	144229 - Safety - Speed Management via Local Area TM	Ahipara Rd, Ahipara Township	Construction underway	Construction underway		●
341	Road 2 Zero	152000 - Safety - High Risk Rural Roads (HRRR)	Ahipara-Sandhills	Construction underway	Construction underway		●
341	Road 2 Zero	144220 - Safety - Speed Management	BOI and Kerikeri	Project on hold	Project on hold	Budget not available to complete full scope of works and.	●
341	Low Risk Improvement	144247 - Safety - Pedestrian Improvements (design only)	Cobham Rd/Hone Heke Rd Intersection	Project deferred to future years	Project deferred to future years	Only design funding available this LTP.	●
341	Low Risk Improvement	152011 - Resilience Improvements 2023/24 - Hupara Road	Hupara Road RP 3028-3058, Moerewa	Project deferred to future years	Project deferred to future years	Tender process was determined not to be value-for-money. Works deferred to next LTP to be combined with Emergency Works packages,	●

Work Category	Category	Project Title	Location	Monthly status update	Next months status update	Comments	Risk
341	Road 2 Zero	144229 - Safety - Speed Management via Local Area TM	Ahipara Rd, Ahipara Township	Construction underway	Construction underway		0 3
341	Road 2 Zero	152000 - Safety - High Risk Rural Roads (HRRR)	Ahipara-Sandhills	Construction underway	Construction underway		0 2
341	Road 2 Zero	144220 - Safety - Speed Management	BOI and Kerikeri	Project on hold	Project on hold	Budget not available to complete full scope of works and.	1
341	Low Risk Improvement	144247 - Safety - Pedestrian Improvements (design only)	Cobham Rd/Hone Heke Rd Intersection	Project deferred to future years	Project deferred to future years	Only design funding available this LTP.	3
341	Low Risk Improvement	152011 - Resilience Improvements 2023/24 - Hupara Road	Hupara Road RP 3028-3058, Moerewa	Project deferred to future years	Project deferred to future years	Tender process was determined not to be value-for-money. Works deferred to next LTP to be combined with Emergency Works packages,	1
341	Road 2 Zero	144226 - Safety - Speed Management via Local Area TM	Kaikohe Nth Urban Area	Construction completed	Construction completed		0 3
341	Low Risk Improvement	144256 Stock Truck Effluent Diposal Facilities	Kaitaia and Kaikohe	Project on hold	Project on hold	Two sites identified. One site - Police did not want it and H&S issues raised that would make works expensive. Second site - Sales yard did not want waste going into their ponds, council did not want a connection to their sewer system and no room for onsite disposal. On hold until alternative sites can be identified.	1
341	Road 2 Zero	144229 - Safety - Speed Management via Local Area TM	Kaitaia Urban Area	Construction completed	Construction completed		0 3
341	Road 2 Zero	144236 - Safety - School Zones (& Safer Journeys for Schools)	Kerikeri Primary and High Schools	Project on hold	Project on hold	Moratorium on installation of speed platforms meant works were not awarded in December as anticipated. Decision to continue made too late as works needed to be done during school summer holidays to avoid major disruption to the school.	1
341	Low Risk Improvement	152008 - Resilience Improvements 2023/24 - Kohukohu Road (design only)	Kohukohu Road RP602, Kohukohu	Design Stage	Design Stage		0 3
341	Low Risk Improvement	152006 - Resilience Improvements 2022/23 - Manawaora Road	Manawaora Road	Construction completed	Construction completed		0 3
341	Road 2 Zero	151999 - Safety - Speed Management via Local Area TM	Moerewa - Otiria & Side Roads	Construction completed	Construction completed		0 3
341	Road 2 Zero	144235 - Safety - School Zones (& Safer Journeys for Schools)	Moerewa School	Project deferred to future years	Project deferred to future years	Budget did not allow all issues to be addressed and a reasonable level of safety to be achieved.	1
341	Road 2 Zero	144218 - Safety - Speed Management	North Hokianga and Kaitaia	Construction underway	Construction underway		0 3
341	Low Risk Improvement	152010 - Resilience Improvements 2023/24 - Pawarenga Road (design only)	Pawarenga Road RP 517-537	Design Stage	Design Stage		0 3
341	Low Risk Improvement	144212 - Safety - Urban/Rural Intersection (HRRR)	Pukepoto Rd/ Lake Rd	Construction completed	Construction completed		0 3
341	Low Risk Improvement	144248 - Safety - Pedestrian Improvements	Redan Rd	Construction completed	Construction completed		0 3
341	Low Risk Improvement	144213 - Safety - Urban/Rural Intersection (HRRR)	Reef View/Foreshore Road	Construction completed	Construction completed		0 3
341	Road 2 Zero	144238 - Safety - School Zones (& Safer Journeys for Schools)	Riverview School	Project on hold	Project on hold	Moratorium on installation of speed platforms meant works were not awarded in December as anticipated. Decision to continue made too late as works needed to be done during school summer holidays to avoid major disruption to the school.	1
341	Low Risk Improvement	144214 - Safety - Urban/Rural Intersection (HRRR)	Tokerau Beach Road/ Inland Road	Construction completed	Construction completed		0 3

Work Category	Category	Project Title	Location	Monthly status update	Next months status update	Comments	Risk
seal extensions	0	PAWARENGA ROAD	PAWARENGA ROAD RP 11903 to RP 13583 = 164	Construction completed	Construction completed		
seal extensions	0	RUAROA RD	RUAROA RD RP 3008 to 5681 = 2673m	Construction underway	Construction underway		
seal extensions	0	HAUTAPU RD	HAUTAPU RD RP 0 - 530 = 530m	Construction underway	Construction underway		
seal extensions	0	HAUTAPU RD	HAUTAPU RD RP 4736 - 5937 = 1201m	Design Stage	Design Stage		
Seal Extensions Total			\$2,478,500.00				
unsub footpath	0	BOI-Whangaroa New Footpath: SH11 Haruru	SH11 from Nautical Dr - Haruru Falls Rd, Haruru	Construction underway	Construction underway		
unsub footpath	0	BOI-Whangaroa New Footpath: Te Tii Road (design only)	Te Tii Road from BOI Academy - Whitiara Mara	Design Stage	Design Stage		
unsub footpath	0	Kaikohe-Hokianga New Footpath: Parnell Street	Parnell Street: gap between Honey St & School,	Construction underway	Construction underway		
unsub footpath	0	Kaikohe-Hokianga New Footpath: Parnell Street	Parnell Street: gap at Nimmo St, Rawene	Construction underway	Construction underway		
unsub footpath	0	Kaikohe-Hokianga New Footpath: Ohaewai	SH12, Ohaewai	Procurement Stage	Construction underway		
unsub footpath	0	Te Hiku New Footpath: Cable Bay Block Road	Cable Bay Block Road, Cable Bay	Construction underway	Construction completed		
unsub footpath	0	Te Hiku New Footpath: Taupata Place	Taupata Place, Kaitaia	Construction completed	Construction completed		
unsub footpath	0	Te Hiku New Footpath: Takahe Rd	Takahe Rd, Ahipara	Construction underway	Construction underway		
Unsub Footpath Total			\$3,065,383.00				
GRAND TOTALS			\$27,636,709.39				

Photo Wall – March 2024



Hupara Road Slip Repair completed



7-23-102 Whangaroa, Waharua & West Coast Road Culvert Renewals - West Coast



7-23-102 Whangaroa, Waharua & West Coast Road Culvert Renewals - Waharua



7-23-102 Whangaroa, Waharua & West Coast Road Culvert Renewals - Whangaroa



Cumber Road Rehabilitation



Cumber Road Bridge approach seal extension.



7/21/214 General Bridge Repair (SP3) - Landing Road Bridge S09



Cable Bay Block Road - Driveway reconstruction with the installation of the new footpath along



Cable Bay Block Road - Preparing for pedestrian crossing.



Cobham Road, Kerikeri – Resurfacing (night works).



Cobham Road, Kerikeri – Resurfacing (partially complete)



Kaitaia Awaroa Rd (Sandhills to Kaitaia) - Pipes & manholes being installed for deep swale infilling to mitigate serious safety hazard.



Paroa Bay Road, Russell - resurfacing, including a section of rehabilitation.



Ruaroa Rd Seal Extension - drainage improvements



Ruaroa Road Seal Extension - pavement construction



Ruaroa Rd Seal Extension - pavement stabilisation



Sommerville Ave, Kaitaia - Rehabilitation and replacement of failed stormwater reticulation (completed).

FNDC TRANSPORT MAINTENANCE PROGRAMME

Key points of note for the month of March includes:

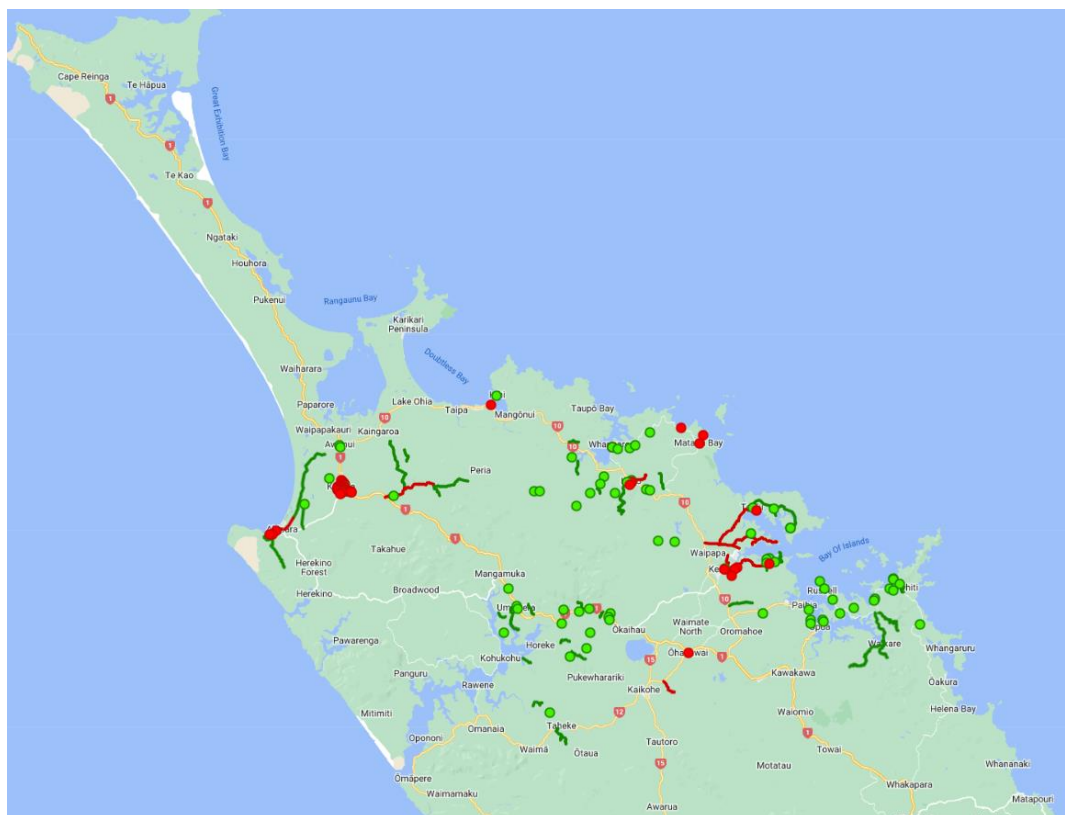
- Routine grading and metalling activities have been lower than normal due to lack of pavement moisture content. Prioritised grading lists are being presented to roading staff on a weekly basis in preparation for any opportunities to dispatch graders following sufficient rainfall.
- Pre-seal repairs, potholing, mowing, and catchpit entrance clearing completed for the month.
- Programmed works completed were culvert replacements and culvert end clearing/flushing, Signs and edge marker post replaced, cleaned straightened and painted. Spraying, edge break /shoulder repairs, dig outs and stabilised patches and sweeping.
- Re-marking of road centreline and edge lines is still in progress for both the area.

Maintenance activities programmed for April relate to:

- Routine unsealed and sealed network maintenance activities
- Drainage works
- Footpath renewals
- Unsealed Rehab.
- Phase 2 Reinstatement work continues – Minor slip repairs

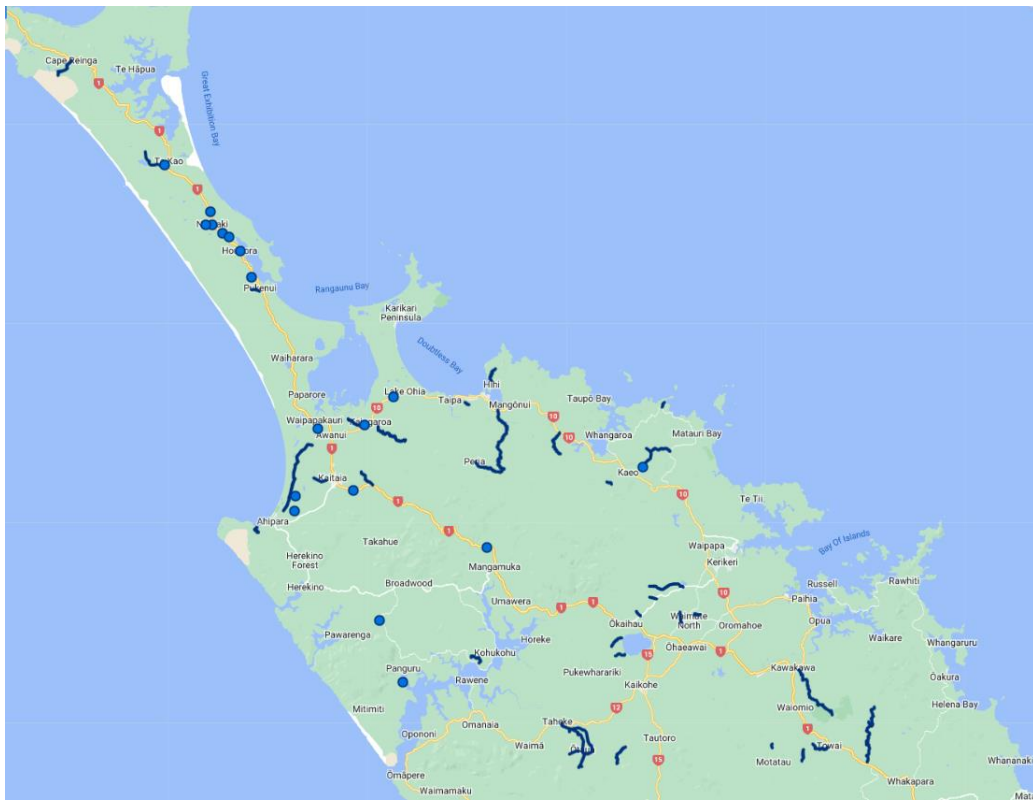
Network Inspections

The map below provides a visual representation of all completed inspections carried out by the contractors for the month of March (unsealed roads = 173km shown as green, and sealed roads = 74km in red).



Completed Grading

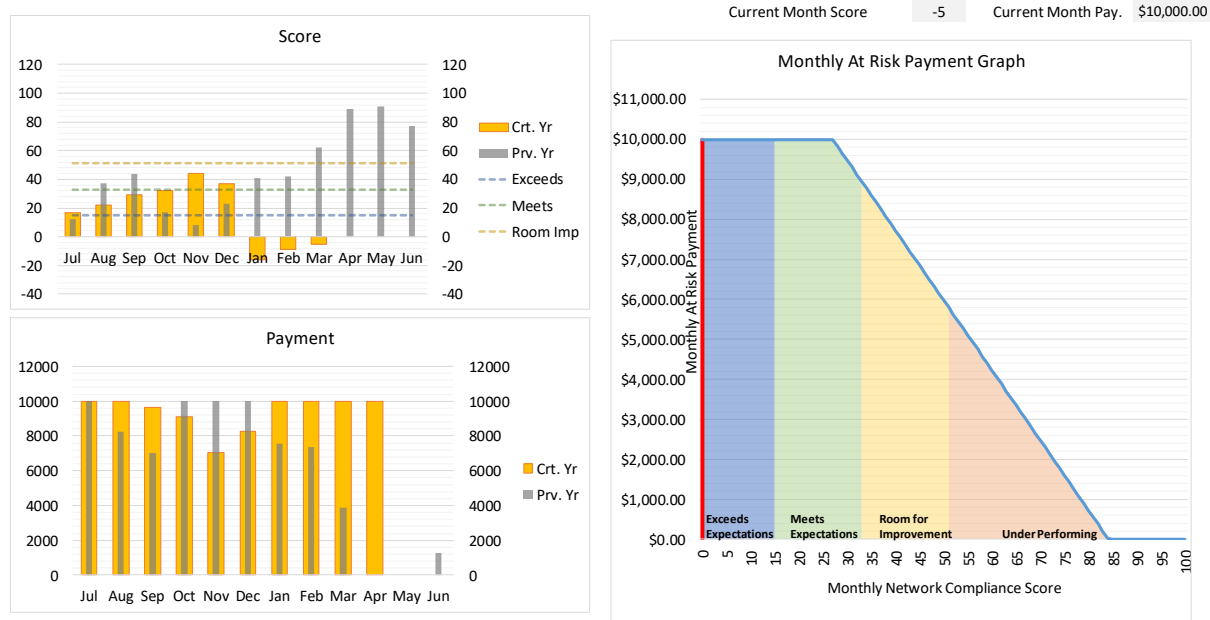
Routine grading has been lower as normal due to dry summer conditions with 13% (or 210km) of the unsealed network length completed.



March 2024 Contract KPM Scores - North Contract Dashboard and trending Key Performance Measures (KPMs) - Fulton Hogan:

MAX.maintenance | Monthly Performance Management
 Far North District Council - North Contract Dashboard

NORTHLAND TRANSPORTATION ALLIANCE



KPM #	Name	Performance Measure	Target	Frequency	Result	Non Compliance	Duration	Weight	Score	Notes
34	Inspection Quality - Sealed	Audit of the sealed network inspections show that the Contractor is identifying the correct maintenance need in relation to routine and ordered works.	95%	Monthly	88.70%	1	1	2	2	
35	Inspection Quality - Unsealed	Audit of the unsealed network inspections show that the Contractor is identifying the correct maintenance need in relation to routine and ordered works.	95%	Monthly	85.35%	1	3	2	6	
19	Contractor Customer Performance	The Contractor receives unsolicited written positive feedback from customers.	P	Monthly	P	1	9	-3	-27	Two positive feedback for the month
20	Routine Response Time	Routine response times are managed and attended to within the response times set. [Refer to the Part 5K OPM Response Times].	95%	Monthly	91.12%	1	3	3	9	
25	Non-Conformance Notice	No non-conformance notices (NCN) issued by the Engineer as a notice to Contractor.	F	Monthly	F	1	1	5	5	KPM 20 & 35

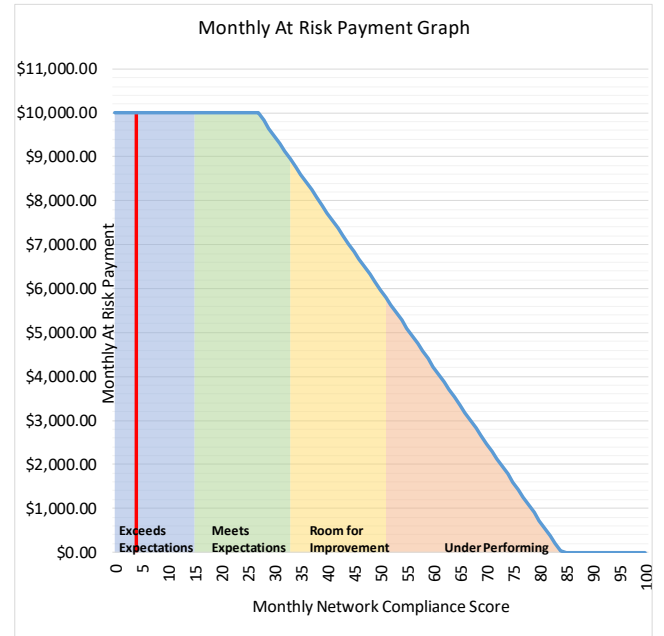
Table above highlights the specific KPMs where a continued duration of scoring (positive or negative) has a compounding impact on total result.

March 2024 Contract KPM Scores - South Contract Dashboard and trending Key Performance Measures (KPMs) – Ventia:

MAX.maintenance | Monthly Performance Management
Far North District Council - South Contract **Dashboard**



Current Month Score **4** Current Month Pay. \$10,000.00



KPM #	Name	Performance Measure	Target	Frequency	Result	Non Compliance	Duration	Weight	Score	Notes
19	Contractor Customer Performance	The Contractor receives unsolicited written positive feedback from customers.	P	Monthly	P	1	9	-3	-27	One positive feedback received for the month
20	Routine Response Time	Routine response times are managed and attended to within the response times set. [Refer to the Part 5K OPM Response Times].	95%	Monthly	86.47%	1	7	3	21	
25	Non-Conformance Notice	No non-conformance notices (NCN) issued by the Engineer as a notice to Contractor.	F	Monthly	F	1	2	5	10	NCN for KPM 20

Table above highlights the specific KPMs where a continued duration of scoring (positive or negative) has a compounding impact on total result.

EMERGENCY WORKS RECOVERY PROGRAMME

PHASE 2 DELIVERY

Minor works, less than \$100k (generally), per site, low risk, reinstatement of roads to pre-event condition (may require geo-tech assessment to support outcomes). Waka Kotahi funding approval through report applications.

Works completed in March

Road	Start	End	Length	Asset Type	Fault
BARRIBALL ROAD (ORURU)	843	846	3	Retaining Wall	New construction - Drop out (m)
CREAMERY ROAD	1996	2036	40	Retaining Wall	New construction - Drop out (m)
DUNCAN ROAD (KAINGAROA)	6411	6429	18	Retaining Wall	New construction - Drop out (m)
FAIRBURN ROAD	5158	5188	30	Retaining Wall	New construction - Drop out (m)
FAIRBURN ROAD	5389	5429	40	Retaining Wall	New construction - Drop out (m)
GILL ROAD (AWANUI)	7661	7701	40	Unsealed NW	Digout - Subsidence (m2)
OKAKEWAI ROAD	498	532	34	Retaining Wall	New construction - Drop out (m)
ORURU ROAD	2348	2358	10	Retaining Wall	New construction - Drop out (m)
RUNARUNA ROAD	1814	1842	28	Retaining Wall	New construction - Drop out (m)
TE RORE ROAD	3406	3436	30	Retaining Wall	New construction - Drop out (m)

Works planned for April

Road	Start	End	Length	Asset Type	Fault
DIGGERS VALLEY ROAD	4735	4765	30	Retaining Wall	New construction - Drop out (m)
DIGGERS VALLEY ROAD	16791	16803	12	Retaining Wall	New construction - Drop out (m)
DIGGERS VALLEY ROAD	11597	11625	28	Retaining Wall	New construction - Drop out (m)
HAPPY VALLEY ROAD	1378			Drainage	Install headwall structure - Scour
KAHIKATO ROAD	255	256	1	Drainage	Culvert renewal
KAUAPEPE ROAD	87	107	20	Retaining Wall	New construction - Drop out (m)
KAUAPEPE ROAD	987	999	12	Retaining Wall	New construction - Drop out (m)
KAUAPEPE ROAD	1344	1347	3	Retaining Wall	New construction - Drop out (m)
KOHUMARU ROAD	1142	1162	20	Retaining Wall	New construction - Drop out (m)
KOHUMARU ROAD	6120	6135	15	Retaining Wall	New construction - Drop out (m)
MANGAPARA ROAD (WHIRINAKI)	500	525	25	Unsealed NW	Rip & remake - Shape correct
MATAWAIA-MAROMAKU RD	17940	17950	10	Retaining Wall	New construction - Drop out (m)
MITCHELL ROAD	463	478	15	Retaining Wall	New construction - Drop out (m)
PARANUI-TOATOA ROAD	3273	3285	12	Retaining Wall	New construction - Drop out (m)
RAKAUTAO ROAD	190	198	8	Unsealed NW	Rip & remake - Shape correct
TAHEKE ROAD	9274	9289	15	Retaining Wall	New construction - Drop out (m)
TAITA ROAD	2588	2589	1	Drainage	Culvert renewal -
WAIOTEHUE ROAD	8308	8323	15	Retaining Wall	New construction - Drop out (m)
WAIOTEHUE ROAD	8086	8136	50	Retaining Wall	New construction - Drop out (m)
WAIOTEMARAMA GORGE RD	5858	5863	5	Retaining Wall	New construction - Drop out (m)
WHAREKAWA ROAD	3700	3725	25	Unsealed NW	Rip & remake - Shape correct

PHASE 3 DELIVERY

The Far North has 38 sites confirmed under Phase 3 with a value of \$23.7m under current engineers estimates, with further detailed assessment presently being undertaken on sites at Ruapekapeka Rd, School Rd, Peria Valley Rd, and Derrick Rd to determine whether they will fall into Phase 2 or Phase 3 delivery.

As part of the continuing effort to communicate slip repair progress to the public, Phase 2 and Phase 3 programme information is now available on the FNDC website ([Northland 2022/23 Slip Repair Map](#)), with the map and associated data providing site specific information for each site across Northland including:

- Originating Event date
- Status – Planning, Investigation, Design or Construction, and
- Estimated construction date (noting that for Phase 3 sites the construction date will become more reliable following the outcome of investigation and a design solution being confirmed)

The West Coast Rd, Motuti peer review is almost complete with no changes to design, meaning this site can now move to construction planning phase. Construction tender documents are being finalised for Whangae Rd and West Coast Rd, Pangaru following some updates to technical specifications from the design consultant.

Two separate work packages for the Investigation & Design works across seven further priority slip sites have been awarded and investigations are completed at two sites on Kaitaia-Awaroa Rd, another Whangae Rd site (non-complex one), Mangamuka Rd, Pawarenga Rd and West Coast Rd, Kohukohu. Site investigations are imminent for two locations on Wainui Rd and a site on Wainui-Matauri Bay Rd.

The procurement of professional services for Stage 1b and construction across the Northland programme is currently being shared with NZTA and General Managers ahead of being provided to Council. Upon approval of the procurement plan, the remaining investigations can get underway and construction procurement can be arranged for the priority sites where the designs have been completed.

FNDC's construction funding from NZTA is confirmed. Council will have a local share component of varying FAR rates dependent on timing for construction. Staff officers will provide a clearer picture of what to expect from a funding and timeframe perspective as the outcome of investigations and design options is understood.

Confirmed FNDC Phase 3 site list and status

Stage identifier	Road	Start	Total Expected Cost	NZTA Construction funding	FNDC site status	Estimated Construction Timing
Stage 1b	BROADWOOD ROAD	296	\$172,500.00	Confirmed	Procurement approval process	Q4 - Spring 2024
Stage 1b	CHURCH ROAD (KAITAIA)	1404	\$230,000.00	Confirmed	Procurement approval process	Q1 - Summer 2025
Stage 1b	DUNCAN ROAD (KAINGAROA)	10069	\$517,500.00	Confirmed	Procurement approval process	Q4 - Spring 2024
Stage 1b	DUNCAN ROAD (KAINGAROA)	14443	\$546,250.00	Confirmed	Procurement approval process	Q4 - Spring 2024
Stage 1b	DUNCAN ROAD (KAINGAROA)	13894	\$115,000.00	Confirmed	Procurement approval process	Q4 - Spring 2024
Stage 1b	DUNCAN ROAD (KAINGAROA)	10105	\$747,500.00	Confirmed	Procurement approval process	Q4 - Spring 2024
Stage 1b	FISHER-RILEY ROAD	2528	\$632,500.00	Confirmed	Procurement approval process	Q1 - Summer 2025
Stage 1b	FRYER ROAD	3487	\$230,000.00	Confirmed	Procurement approval process	Q1 - Summer 2025
Stage 1b	FRYER ROAD	2892	\$460,000.00	Confirmed	Procurement approval process	Q1 - Summer 2025
Stage 1b	GILES ROAD	577	\$115,000.00	Confirmed	Procurement approval process	TBC – Post 2024
Stage 1b	HIHITAHU ROAD	84	\$146,400.00	Confirmed	Procurement approval process	Q1 - Summer 2025
Stage 1b	HONEYMOON VALLEY ROAD	5585	\$97,750.00	Confirmed	Procurement approval process	Q2 - Autumn 2025
Stage 1b	IWITAU ROAD	6252	\$230,000.00	Confirmed	Procurement approval process	Q4 - Spring 2024
Stage 1	KAITAIA-AWAROA ROAD	13525	\$287,500.00	Confirmed	Investigations complete	Q4 - Spring 2024
Stage 1	KAITAIA-AWAROA ROAD	26807	\$230,000.00	Confirmed	Investigations complete	Q4 - Spring 2024
Stage 1b	LARMER ROAD	2117	\$690,000.00	Confirmed	Procurement approval process	Q4 - Spring 2024
Stage 1	MANGAMUKA ROAD	2948	\$517,500.00	Confirmed	Investigations complete	Q4 - Spring 2024
Stage 1b	MANGAMUKA ROAD	4535	\$138,000.00	Confirmed	Procurement approval process	Q1 - Summer 2025
Stage 1b	MANGAMUKA ROAD	7860	\$172,500.00	Confirmed	Procurement approval process	Q1 - Summer 2025
Stage 1b	MATAWAIA-MAROMAKU ROAD	7182	\$172,500.00	Confirmed	Procurement approval process	Q2 - Autumn 2025
Stage 1b	NGAPIPITO ROAD	6772	\$915,000.00	Confirmed	Procurement approval process	Q1 - Summer 2025
Phase 2 complete	ORURU ROAD	2348	\$632,500.00	Confirmed	completed	
Stage 1b	PAPONGA ROAD	2453	\$805,000.00	Confirmed	Procurement approval process	Q1 - Summer 2025
Stage 1b	PARANUI ROAD	4460	\$172,500.00	Confirmed	Procurement approval process	Q1 - Summer 2025
Stage 1	PAWARENGA ROAD	8151	\$3,105,000.00	Confirmed	Investigations complete	Q4 - Spring 2024
Stage 1b	PERIA VALLEY ROAD	tbc			NEW - To be confirmed	
Stage 1b	SMITH ROAD (HEREKINO)	2400	\$109,250.00	Confirmed	Procurement approval process	TBC – Post 2024
Stage 1b	TAPUHI ROAD	8730	\$287,500.00	Confirmed	Procurement approval process	Q1 - Summer 2025
Stage 1b	TE RORE ROAD	3039	\$632,500.00	Confirmed	Procurement approval process	Q2 - Autumn 2025
Stage 1b	WAIARE ROAD	28047	\$287,500.00	Confirmed	Procurement approval process	Q4 - Spring 2024
Stage 1b	WAIARE ROAD	8085	\$287,500.00	Confirmed	Procurement approval process	Q4 - Spring 2024
Phase 2 complete	WAIMATE NORTH ROAD	3227	\$638,250.00	Confirmed	completed	
Stage 1b	WAIKARE ROAD	19970	\$345,000.00	Confirmed	Procurement approval process	Q4 - Spring 2024
Stage 1b	WAIKARE ROAD	10600	\$230,000.00	Confirmed	Procurement approval process	Q4 - Spring 2024
Stage 1b	WAIKARE ROAD	8444	\$402,500.00	Confirmed	Procurement approval process	Q4 - Spring 2024
Stage 1	WAINUI ROAD	4655	\$920,000.00	Confirmed	Investigations imminent	Q4 - Spring 2024
Stage 1	WAINUI ROAD	6561	\$805,000.00	Confirmed	Investigations imminent	Q4 - Spring 2024
Stage 1	WAINUI-MATAURI BAY ROAD	4995	\$575,000.00	Confirmed	Investigations imminent	Q4 - Spring 2024
Stage 1b	WATERFRONT ROAD, HOUHORA	675			NEW - To be confirmed	
Complex	WEST COAST ROAD (KOHUKOHU)	20915	\$402,500.00	Confirmed	moving to construction	Q3 - Winter 2024
Complex	WEST COAST ROAD (KOHUKOHU)	16775	\$4,025,000.00	Confirmed	moving to construction	Q4 - Spring 2024
Complex	WHANGAE ROAD	4817	\$690,000.00	Confirmed	moving to construction	Q4 - Spring 2024
Stage 1b	WHANGAE ROAD	2700	\$230,000.00	Confirmed	Procurement approval process	Q4 - Spring 2024
Stage 1b	WHANGAPE ROAD	6228	\$575,000.00	Confirmed	Procurement approval process	Q2 - Autumn 2025

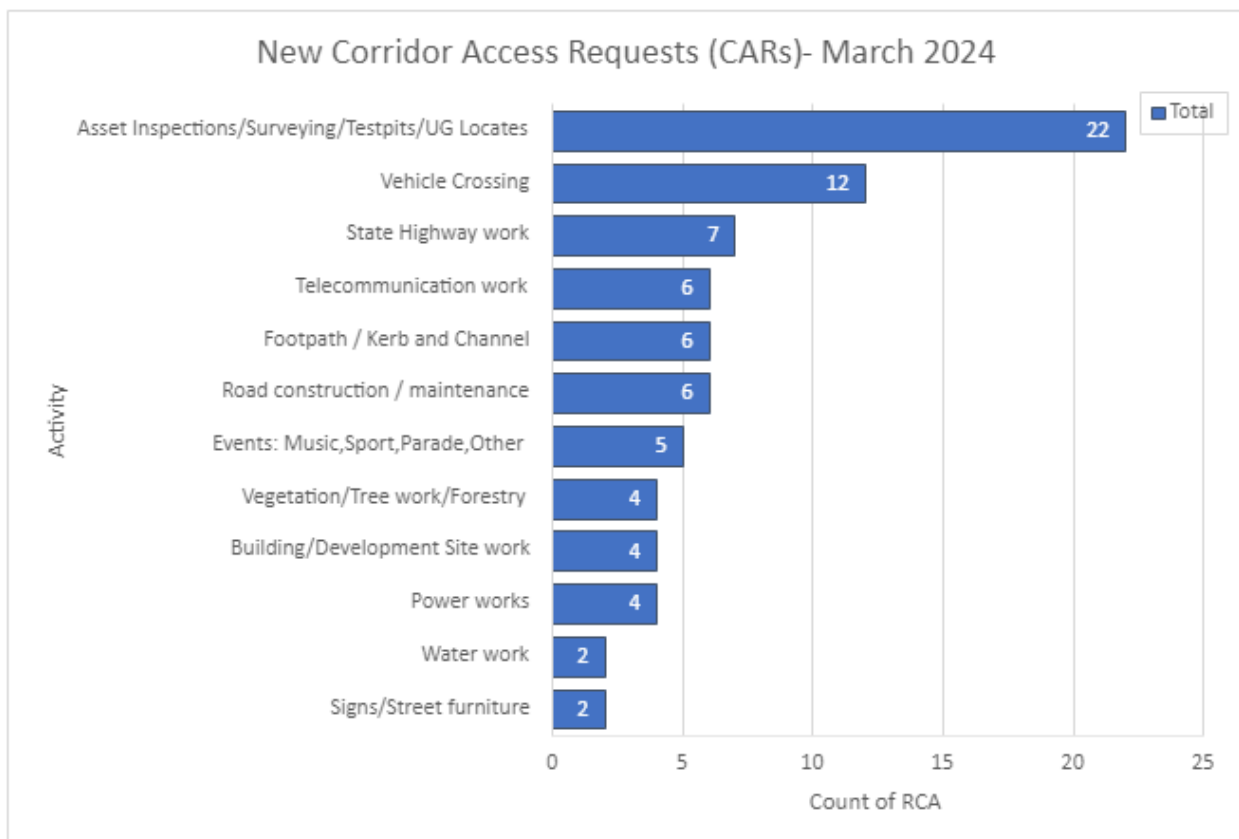
Nb: construction timing is best estimates until investigations are completed, and procurement strategy is confirmed. NZTA, Waka Kotahi Investigation and Design funding as well as Construction funding has been confirmed across all sites (not included in the above table). Council local share applies to physical works.

Corridor Access Requests (CARs) and Temporary Traffic Management (TTM)

CARs and Temporary Traffic Management Applications

There were 80 CAR applications received for works in the road reserve across Far North district in March. A breakdown of the activities in the graphs shows a continued amount of Asset Inspections, Surveying and Test pits due to planning the 2024-25 rehabilitation, slips and resurfacing work programmes.

15% of applications related to vehicle crossings and the balance of works were spread across activities.



There were 52 CAR applications approved in March for Far North district.

Work Completion Notifications, Reinstatement Inspections and Traffic Management Audits

There were 36 Corridor Access Request (CAR) completion status updates in March and seven temporary traffic management safety audits. Five sites scored 'High' and the other two audits scored ratings of 'Acceptable' and 'Needs Improvement'.

TTM Review Panels were held on 12th and the 26th of March, noting there were no Far North work sites reviewed this month.

CAR Status	Count of CAR Type
Cancelled	20
Closed	7
Work in Warranty	9
	36

Other TTM Updates

[TTM Industry Steering Group](#) – The National Commercial and Procurement workstream met in March to review problem statements and objectives to work toward a strategy for improving traffic management and cost efficiency in contract tender processes and contract documents. The group is chaired by Ryan Cooney (NZTA Programme Director - Road Works Safety).

The new TTM training framework is currently out for consultation. With NZTA moving away from the compulsory TTM warrant system and non-compulsory NZQA qualifications being rolled out there is a lot of change in this space. Webinars held in March provided some much needed answers to industry on what training will look like in the future and answered questions from Road Controlling Authority (RCA) representatives who have been considering not moving to the risk-based approach – in short, it is not an option without Councils taking on their component of the PCBU risk.

A temporary traffic management and corridor access newsletter was distributed to Northland contracting and traffic management sectors on 5th March. The focus of the newsletter was on building trust in the public that traffic cones and signs are there for a reason and to only put out what is needed.

Rachel Taylor, NTA Road Corridor Management Lead was a speaker at the annual Road Infrastructure Management [\(RIMS\) Conference](#) on 14th March, presenting on a national transition to a risk-based approach to temporary traffic management (TTM) and RCA Collaboration.



Transport Minister, Simeon Brown was also a speaker at the conference and with the Government Policy Statement (GPS) just released, traffic management was a hot topic. The Minister expressed his commitment to balancing safety and the rollout of the risk-based approach to TTM as quickly as possible. He also expressed the need to get the balance right between the safety benefits and cost imposition. Measuring the cost of traffic management and making smarter decisions with the likes of the Brynderwyns closure was flagged as a good example of getting in and getting out for more efficient TTM. The messaging NTA CAR team are trying to get out to Kaipara and Northland contracting industry aligns with the Minister when he verbalised his thoughts on excessive TTM - *“We’re so used to seeing TTM with no explanation, it reduces the impact to the traveling public because we are so used to seeing road cones everywhere that we don’t care about them anymore, which has a safety impact on roadworkers.”*

Innovations – Chevron Traffic met with Corridor Access team members to discuss their operations and opportunities to set up business in Northland. They are well-established in Auckland and now have a yard in Whangarei. They have been working on reseals with Fulton Hogan bringing more competition to the Northland market. As part of the discussion Chevron highlighted the innovation they have been trialling of using Artificial Intelligence (AI) technology with a camera on the back of the truck to alert the driver when crew at the back of the truck are not harnessed in.




Figure 1 Camera with AI technology has identified worker movement (in red) on the left and alerted the driver that a person has not attached their harness yet.

District Road Closures

Events this month started off with the Mangonui Waterfront Festival held on the first week of March and Cruz'n the Bayz the following week. Both events had road closures approved through Council and bring a sense of community and buzz to our district creating a great atmosphere for their respective townships. This was the second year running for Cruz'n the Bayz with several lessons learnt from the previous year's inaugural event. Event planning was key to ensuring the new traffic management supplier understood the needs of the local traffic and marshals were positioned across the closure to inform and control traffic through and around Kerikeri town centre.



Figure 2 Cruz'n the Bayz Road Closure



Figure 3 One of the show cars

The annual Taiahai Day brought some challenges, with last minute planning by the organiser who has previously closed a local road in Ohaeawai without following the legal road closure process. Collaboration between our FNDC Corridor Access traffic team member and Kirsty from Community Events fast tracked solutions to support the event going ahead.

A portable traffic light system is in place for a culvert replacement is underway on Whangaroa Road in Kaeo with traffic down to one lane while Far North Roding undertake works to remove the old culverts replacing them with new concrete culverts. The road will be down to one lane for a few more weeks until the job is finished.



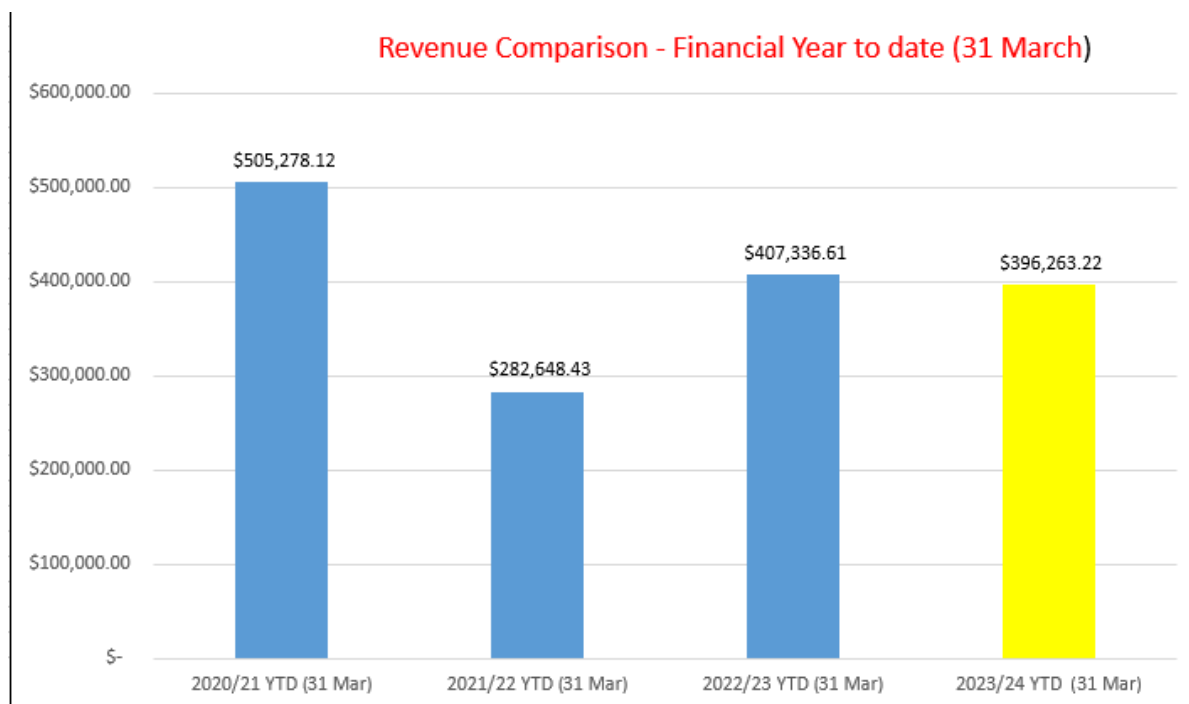
Figure 4 Whangaroa culvert replacement with portable traffic signals reducing the road down to one lane

HOKIANGA FERRY (KOHU RA TUARUA)

Revenue

A range of positive and negative external factors affected ferry patronage, netting out to a similar level of revenue then last year. The factors included:

- The ongoing closure of the Mangamuka SH1 section (negative for patronage),
- The temporary closure of the Brynderwyn SH1 section, and
- Easter falling in March vs April last year (positive)



Tabulated below is the revenue comparison for the same period last year:

March 2024	March 2023	Difference
\$53,363.00	\$53,711.00	\$348.00

Patronage & Service Information

The Ferry service carried a daily average of 585 passengers and 284 vehicles for the month of March 24. The schedule departures were 98.1% on time for the months with 141 shuttles and 4 after hours charters and 3 emergency services crossings.

Unique visit to the Hokianga pages within Northland Ferries website were up by 30% this month when compared to last month.

There were no customer complaints received and only one requests for an afterhours service. There were no mechanical or weather-related interruption to the service.

Planned, Routine & Preventive Maintenance

The following routine and preventive maintenance activities were carried out on the vessel this month which included:

- All engine oil change
- Gearbox oil changed
- Weekly Service
- Replaced air filters
- Removed broken seat from main cabin
- Cleaned bilges
- Replaced O-rings on hydraulic steering pump
- Replaced #4 jet unit cap
- Cleared deck drains
- Replaced O-rings on steering tank filters.

A total of 14,400 litres of fuel were filled in the vessel. In the last twelve months, 173,858.40 litres have been purchased against 12,939 engine running hours that averages 13.4 litres per hour of operation.

Asset Renewal

The following asset renewal activities were carried out this month:

- a. Life jacket storage box fabrication – Fabrication works complete. Installation planned in April.
- b. Passenger cabin seat replacement – Construction of the aluminum seats is complete with marine grade carpeting to be applied. Completion on track to be before end June 2024.
- c. Graffiti mitigation in passenger cabin – Materials arrived. Completion on track to be before end June 2024.
- d. Engine room lighting – Materials arrived, and installation commences during April. Completion on track to be before end June 2024.
- e. Deck Renewals preparatory works – Hull Non-destructive testing (NDT's) is planned to commence in April.

Health & Safety Risks / Incidents

There was one incident recorded on 11th March 2024, where a school child slipped and fell on the concrete ramp at The Narrows while boarding the ferry as a foot passenger. The child's mother collected him and took him to hospital where it was found he had broken his wrist.

Northland Ferries (NF) has not yet formally closed out its investigation as it is awaiting discussion at the Entrada Travel Group executive meeting however provisional findings and action plans are below:

Provisional Findings:

1. The following day (12 March 2024), NF workshop staff attended the ramps to carry out their scheduled water blast activity. The ramps were found to be in good condition, free of algae growth and slime. This indicates that the current regime (chlorine and water blasting in alternating months) is working well.

2. It was identified that warning signs asking foot passengers to take care on slippery ramps had been removed and thrown into nearby bushes nearby by unknown member of the public.
3. Noted that 11th March 2024 was the start of a King Tide cycle which would have exposed the lower portion of the concrete ramp that is usually covered by water most of the year. During these extreme low tide events, the base of the ramp can be covered in mud which can be slippery. It is not possible to permanently remove the mud with water blasting – it will reappear at the next low tide.

Based on the findings above, provisional action plans have been identified as follows:

1. Future chlorine and water blast treatments will be aligned to the start of King Tide cycles so that any algae and slime on lower parts of the concrete ramps can be reached (noting however that the mud will always reappear).
2. New warning signs have been produced and installed. A batch of replacement signs has been ordered and will be kept on hand to be quickly installed should there be any future.

The vessel's monthly HSE audit as well as weekly emergency response training was carried in accordance with the vessel's operating procedure.

An audit of vehicle and passenger ticket sales was also carried out using CCTV footage. Northland Ferries have confirmed that correct number of sales and concession clicks were made for vehicles, however for passengers one of the sailings audited in March 24 the operator noted and acknowledged there were inaccuracies in the recorded number of sales and concession clicks, with Northland Ferries management now addressing the issue with the staff member involved.

Streetlighting

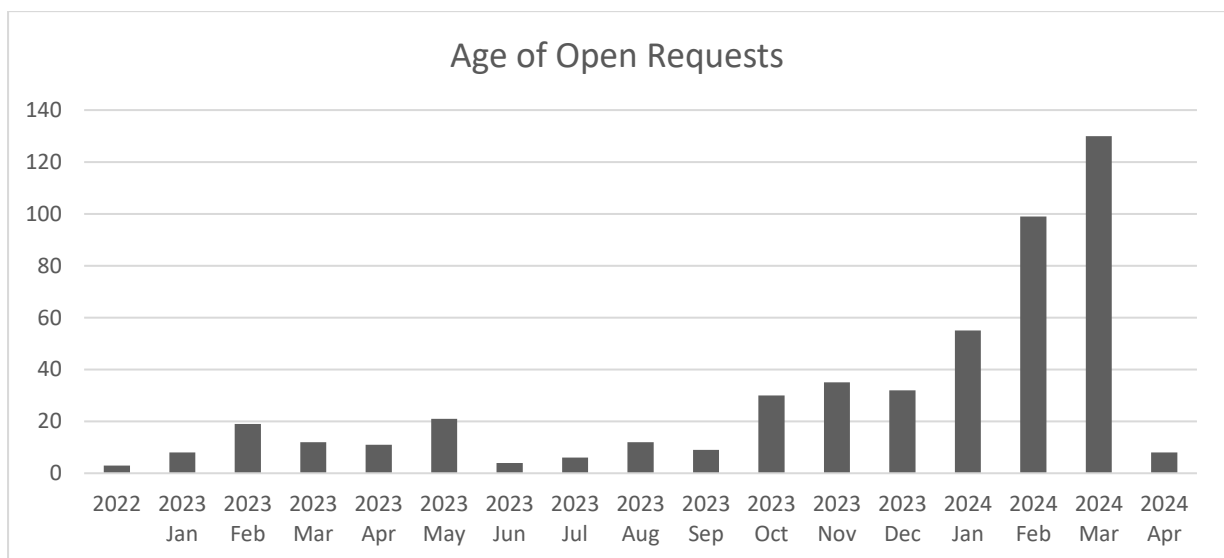
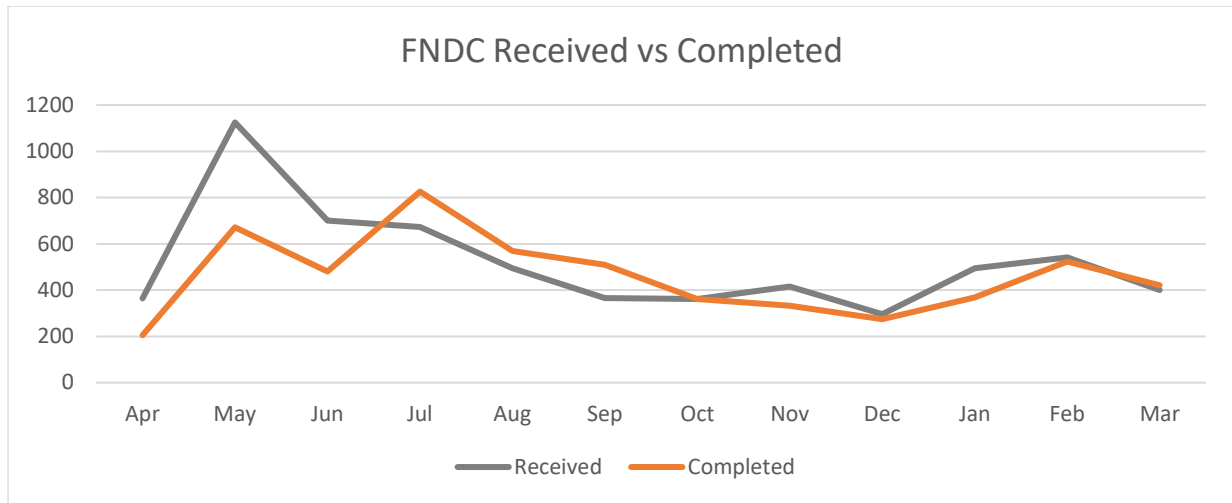
The streetlight maintenance and renewal contract's now in its second separable portion and following activities are underway:

- A comprehensive annual day inspection for FNDC streetlight assets is work in progress, this includes pedestrian crossings, arterial, collector & minor roads as well as specified amenity lighting in the district. This is part of the annual asset condition assessment.
- Additional sample inspections of CREE LED model luminaires still under warranty is underway. There has been ingress of water and dust/dirt in the luminaire which has caused some to fail. First round of meeting with supplier of luminaires has been done this month. Further information is being sought form our contractor to determine a way forward.
- Additional sample inspection of Orange Tek brand luminaires are also underway to ascertain the cause of the premature failure of the shorting caps. First round of meeting with supplier of luminaires has been done this month. Further information is being sought form our contractor to determine a way forward.

Lighting design reviews for streetlighting related to new developments and early planning are on-going. The lighting design review/briefs for Kerikeri Road and Donald Road were done this month.

CUSTOMER REQUESTS

The volume of customer requests has declined during March as is now back closer to historic monthly levels (400 requests received during the month, 26% reduction from February). At the end of March, there were 494 open requests, being a 0.6% decrease from the prior month.



The aged requests shown in the above chart typically involve complex long-term issues and are currently overseen by the FNDC/NTA customer service team.

While the prioritisation and resolution of these requests are being managed according to the available team capacity (currently a single FNDC employed role, supported by NTA Customer Service resources from other Councils when available) this accumulation of aged open requests over the past 12 months primarily results from the team's limited capacity to fully recover from the historic increased Emergency Weather event volumes.