

April 2024 TRANSPORTATION ACTIVITY UPDATE

EXECUTIVE SUMMARY

Council's Road Safety Education programme staff have continued with planning activities with partner agencies in support of the upcoming Road Safety week (20th – 26th May). Far North REAP continued their Road Safety Education work across Far North communities with a high number of Young Driver initiatives undertaken.

Fifteen new resource consent applications were received in the month of April (vs. twelve-month rolling average of 19 per month)

\$53.023M of transport works have been completed in the ten months of the 2023/24 financial year to date, being a 17% increase on the escalated equivalent of \$45.141M of works completed in the equivalent period of the previous year. 82% of subsidised expenditure year to date relates to the three core activities of Renewals (35%), Maintenance & Operations (30%) and Emergency Works (17%).

With the summer construction season ending, most sealed network activities are now complete for this financial year. While some delays have been encountered in a few key projects it is still expected that the programme will be delivered in the current line with current forecast.

Routine grading has picked up towards end of April with 41% (or 649km) of the unsealed network length completed due to sufficient moisture now being present in the unsealed network. There continues to be a focus on network wide pothole repairs, culvert replacements and culvert end clearing/flushing, catchpit entrance clearing and mowing through both routine and ordered works maintenance activities. Unsealed Rehabilitation works were completed on Okaka Road, Mangatawa Road and Otawa Road.

As recovery works continue to progress, nightly status updates are made to the [Northland 2022/23 Slip Repair Map](#) on FNDC's website. Works continued with the 2022/23 Emergency event(s) recovery activities through April including completion of 11 retaining wall structures (to address under slips) across 8 individual roads.

The number of confirmed Phase 3 across the Far North has increased from 38 sites to 41, with previously categorised Phase 2 sites at Derrick Rd, Ruapekapeka Rd and Waterfront Rd (Houhora) following more detailed assessment of the repair requirements.

100 new Corridor Access Requests received for works in the road reserve across Far North District in April. Three temporary traffic management safety audits were completed during the month with two sites scored 'High' and the other audit scored as 'Needs Improvement'.

The Ferry service carried a daily average of 569 passengers and 284 vehicles for the month of April 24. The schedule departures were 97.6% on time for the months with 138 shuttles, 3 emergency services crossings and 2 after-hours charters.

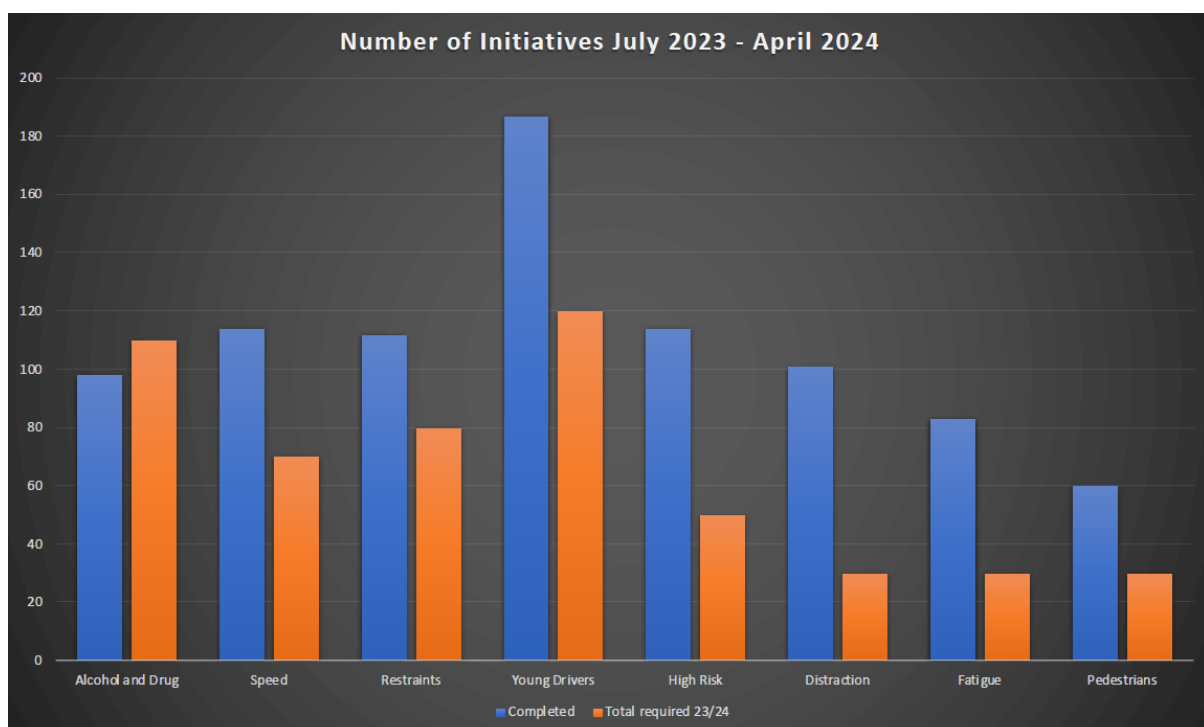
April fare revenue was 10% lower than the same month in 2023 with the ongoing SH1 closures (Mangamuka and Brynderwyns) continuing to impact visitation to Northland and ferry patronage. The ferry service carried a daily average of 569 passengers and 284 vehicles in April 2024, with schedule departures being 97.6% on time for the month, including 138 shuttling's, 3 Emergency Services Crossings and 2 after hours charters.

The volume of customer requests increased by 14% in April compared with the previous month. (457 requests received during the month). At the end of April, there were 495 open requests, being a 0.2% increase from the prior month.

ROAD SAFETY EDUCATION PROGRAM

[Far North REAP](#) (Rural Education Activities Programme) are contracted to deliver Council's Road Safety Education programmes across the Far North District. Key activities undertaken this month included:

- A high number of Young Driver initiatives have been conducted throughout the Far North due to an increase in demand for driver licence courses and education at youth related events.
- There continues to be an increase in demand and delivery in driver training and education. This coincides with the Community Driver Testing Officer (CDTO) Far North trial and the work of the two dedicated Far North CDTO's within the district and part of the Road Safety Far North team. Many road safety education initiatives are conducted within the driver licensing space due to the relevancy and availability of a concentrated group of participants. This aligns with the focus on people not only obtaining a licence, but becoming a safer driver.
- Capacity Building has increased in Child Restraints due to community demand. This includes a number of 'Train the Teacher' workshops throughout the Far North on offer for kaiko, early childhood education teachers, midwives, home based educators.
- There are concerns regarding the high demand for child restraints within the public sector as well as a higher demand for support from Plunket, Family Start, Police, Oranga Tamariki, MSD and health groups (e.g. Hapu Mama's).
- Throughout April and May there has been an increase in Police referrals (through Awhi App) and Court referrals (Te Pae Oranga). This has required more resources to meet the demand and requirements from such systems. Currently working with local roading police to address some of the challenges with the Awhi App.
- The Awanui Hotel Alcohol breathalyser trial continues. Interviews will be conducted with bar staff in May and data collected to be reported in June.
- Roadside Education (Education checkpoints) have continued in the mid Far North in collaboration with Police and Fire Service
- The relatively high number of speed initiatives is mainly associated with the concentrated focus within education settings, including the ongoing Patience to Paradise campaign, the Brynderwyn closure detour work, and an increase in Speed Trailer requests for a variety of settings and communities.



[Bike Northland](#) are contracted to deliver Council’s bike safety and skills training and they utilise the Waka Kotahi programme [BikeReady](#). Their key deliverables are summarised below:

2023/24 Far North District Council		
Course	Contracted	YTD
Grade 1	1050	1385

SPEED LIMIT REVIEWS

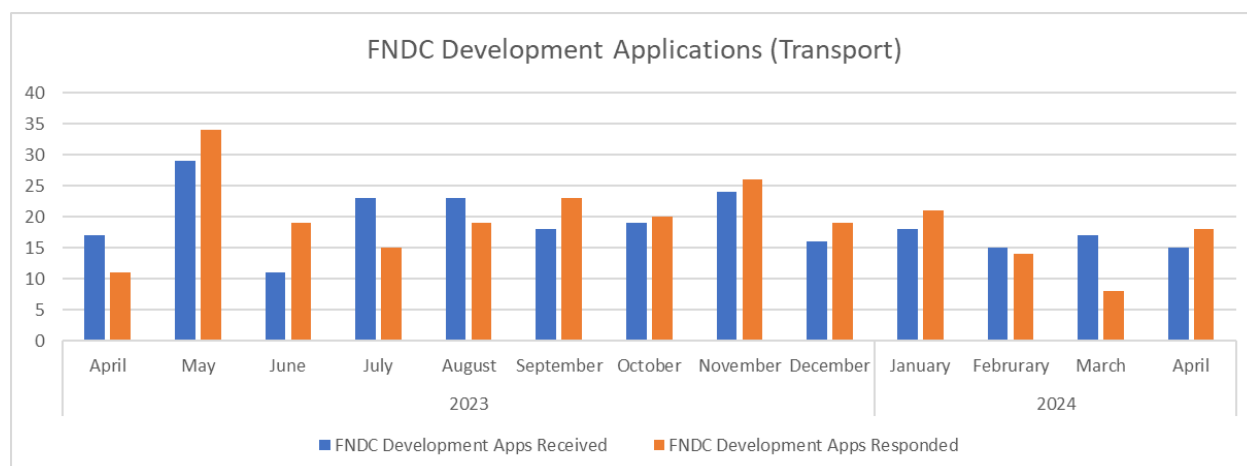
Design has been completed for the Bay of Islands-Whangaroa Speed Management Plan with implementation of new speed limits progressing. Staff are also working with NZTA Waka Kotahi to coordinate speed limit changes on the State Highway 11 with new speeds on local roads in Paihia.

DEVELOPMENT APPLICATIONS (Transportation)

The following table and graph below provide information on the volume of development applications received for transportation assessment over the past twelve months.

During the month of April, a total of fifteen applications were received (vs. twelve month rolling average of nineteen) and a total of eighteen application were processed.

		FNDC			
		Development Apps		Alfresco Permits	
		Received	Responded	Received	Responded
2023	April	17	11	1	1
	May	29	34	0	0
	June	11	19	2	2
	July	23	15	1	1
	August	23	19	1	1
	September	18	23	6	5
	October	19	20	4	4
	November	24	26	5	5
	December	16	19	1	1
2024	January	18	21	2	2
	February	15	14	2	2
	March	17	8	2	2
	April	15	18	0	0

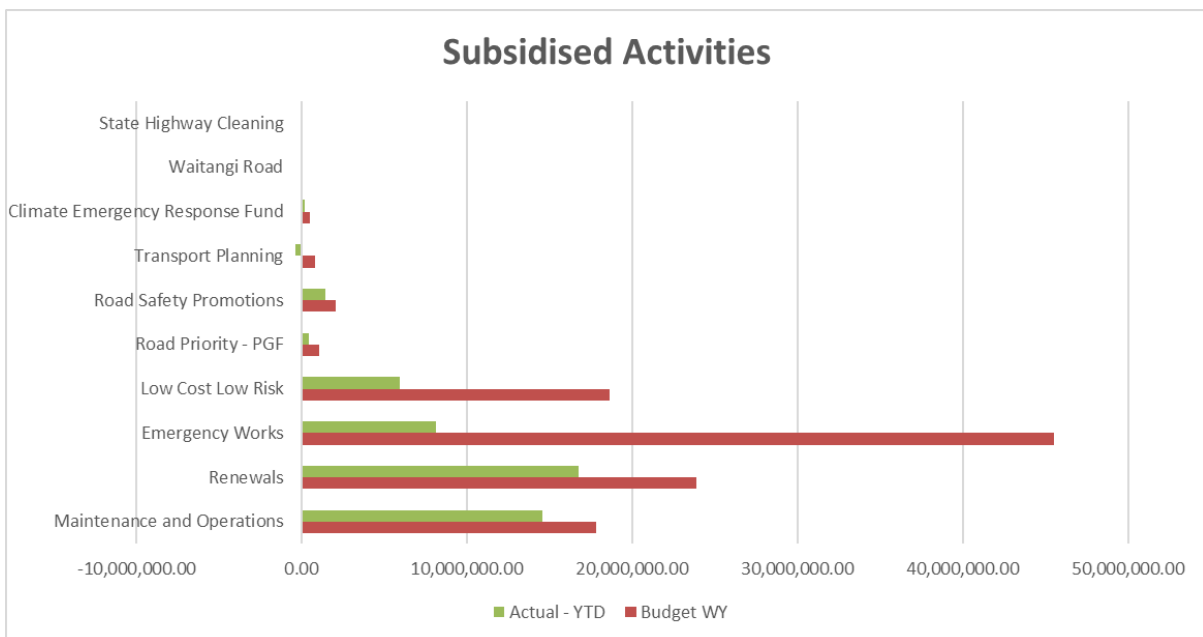
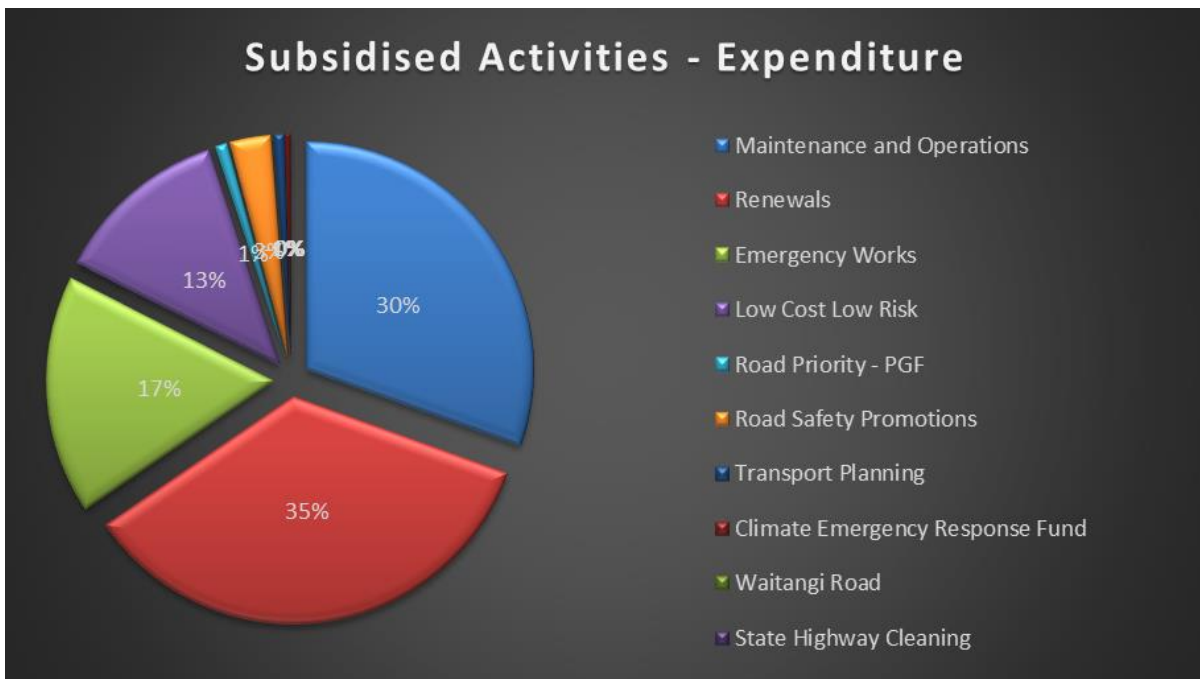


FNDC TRANSPORT BUDGET EXPENDITURE ALLOCATION PROGRESS

The graphs provided below provide an overview of the key areas of “subsidised” transport expenditure over the first 10 months (July 2023 to April 2024) of the current 2023/24 financial year.

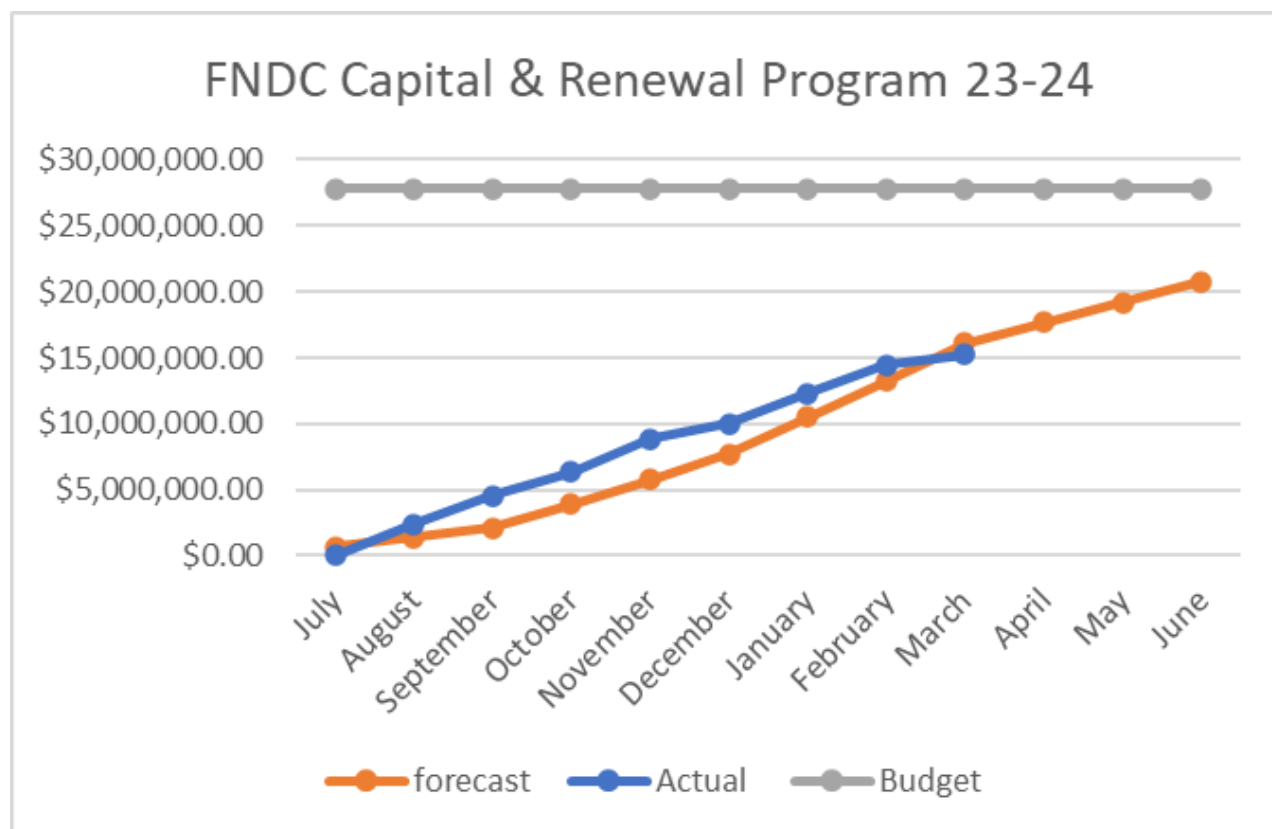
As demonstrated in the pie graph below, 82% of subsidised expenditure year to date relates to the three core activities of Renewals (35%), Maintenance & Operations (30%) and Emergency Works (17%).

\$53.023M of transport works have been completed in the ten months of the 2023/24 financial year to date, being a 17% increase on the escalated equivalent of \$45.141M of works completed in the equivalent period of the previous year.



FNDC TRANSPORT CAPITAL PROGRAMME DELIVERY

With the summer construction season ending, most sealed network activities are now complete for this financial year. While some delays have been encountered in a few key projects it is still expected that the programme will be delivered in the current line with current forecast.



Note: April financials were unavailable at the time of reporting.

Project Risk Table

FNDC	No. of Projects	Description	Budget	% of Total Budget
🟢	35	Will be fully delivered this year	\$19,244,126.00	69%
🟡	7	Risk of partial delivery	\$3,648,383.00	13%
🔴	9	Risk of non delivery	\$4,904,200.39	18%
		Total	\$27,796,709.39	100%

*Note – a full list of 2023/24 projects (complete with status and risk assessment) provided below.

FNDC Monthly Report - April 2024

Work Category	Category	Project Title	Location	Monthly status update	Next months status update	Comments	Risk
141	Emergency Works	Fairburn Road RP9668 (RRMS Slip ID 232445)	Fairburn Road RP9668	Construction completed	Construction completed		3
141	Emergency Works	West Coast Road, Motuti - RP16740	West Coast Road, Motuti - RP16740	Procurement Stage	Procurement Stage		2
141	Emergency Works	West Coast Road, Pangaru - RP20865	West Coast Road, Pangaru - RP20865	Procurement Stage	Procurement Stage		2
141	Emergency Works	Whangae Road, Kawakawa - RP4854	Whangae Road, Kawakawa - RP4854	Procurement Stage	Procurement Stage		3
141 - Emergency Works Total			\$416,336.00				
212	0	Sealed Road Resurfacing	Network Wide	Construction underway	Construction underway		3
212 - Sealed Resurfacing Total			\$4,553,540.00				
213	0	Drainage Renewals	Network Wide	Construction underway	Construction underway		3
213-Drainage Renewals Total			\$200,000.00				
214	HG	SOMMERVILLE AVENUE (KAITAIA)	SOMMERVILLE AVENUE (KAITAIA) RP 10 to RP 184 = 174m	Construction underway	Construction completed		3
214	HG	NGAPIPITO ROAD	NGAPIPITO ROAD RP 1850 to RP 3000 = 1150m	Construction completed	Construction completed		3
214	HG	CUMBER RD	CUMBER ROAD RP 0 TO RP 421 = 421m	Construction completed	Construction completed		3
214	HG	ORAKAU RD	ORAKAU RD RP 14822 TO RP 15050 = 228m	Construction completed	Construction completed		3
214	HG	PIPIWAI RD	PIPIWAI RD RP 12274 TO RP 12610 = 336m	Construction underway	Construction completed		3
214	HG	GILL RD	GILL RD RP 470 TO RP 1390 = 920m	Construction completed	Construction completed		3
214	HG	GILL RD	GILL RD RP 1423 TO RP 2180 = 757m	Construction completed	Construction completed		3
214	HG	MIDGLEY RD	MIDGLEY RD RP 600 TO RP 1900 = 1300m	Construction underway	Construction completed		3
214	HG	KAITAIA-AWAROA RD	KAITAIA-AWAROA RD RP 28540 TO 30140 = 1690m	Construction underway	Project on hold	defer to 24/25 fy. Associated improvements only this year and review next year to see implication of drainage works	2
214	HG	PAWARENGA RD	PAWARENGA RD RP 2306 TO 2956 = 650m	Design Stage	Design Stage		1
214 - Sealed Rehab Total			\$3,760,000.00				
215	0	General Bridge Repairs 2021/24 (SP3)	Network Wide	Construction underway	Construction underway		3
215	0	Scour Protection Works 2021/24 (SP3)	Network Wide	Construction completed	Construction completed		3
215	0	Hihi Road Bridge F07 and Matai Rd Bridge C03	Hihi Road Bridge F07	Construction underway	Construction underway		1
215 - Structures Component Replacement Total			\$2,150,000.00				
216	0	Churtons Road Bridge C13 Replacement	Churtons Road Bridge C13	Construction completed	Construction completed		3
216	0	Quarry Road Bridge B13 & Wekaweka Road J18 Culvert Replacement	Quarry Road (Awanui)	Construction completed	Construction completed		3
216	0	Whangaroa Road UN28, Waharua Road A39 & West Coast Road (Kohukohu) G28 Culvert Replacements (PW + Prof Serv)	0	Construction underway	Construction completed		3
216 - Bridge and Structures Renewals Total			\$2,700,000.00				

FNDC Monthly Report - April 2024

Work Category	Category	Project Title	Location	Monthly status update	Next months status update	Comments	Risk
341	Road 2 Zero	144229 - Safety - Speed Management via Local Area TM	Ahipara Rd, Ahipara Township	Construction completed	Construction completed		3
341	Road 2 Zero	152000 - Safety - High Risk Rural Roads (HRRR)	Ahipara-Sandhills	Construction underway	Construction completed		3
341	Road 2 Zero	144226 - Safety - Speed Management via Local Area TM	Kaikohe Nth Urban Area	Construction completed	Construction completed		3
341	Low Risk Improvement	144256 Stock Truck Effluent Diposal Facilities	Kaitaia and Kaikohe	Project on hold	Project on hold	Two sites identified. One site - Police did not want it and H&S issues raised that would make works expensive. Second site - Sales yard did not want waste going into their ponds, council did not want a connection to their sewer system and no room for onsite disposal. On hold until alternative sites can be identified.	1
341	Low Risk Improvement	144229 - Safety - Speed Management via Local Area TM	Kaitaia Urban Area	Construction completed	Construction completed		3
341	Road 2 Zero	152008 - Resilience Improvements 2023/24 - Kohukohu Road (design only)	Kohukohu Road RP602, Kohukohu	Project on hold	Project on hold		3
341	Low Risk Improvement	151999 - Safety - Speed Management via Local Area TM	Moerewa - Otiria & Side Roads	Construction completed	Construction completed		3
341	Road 2 Zero	144218 - Safety - Speed Management	North Hokianga and Kaitaia	Construction completed	Construction completed		3
341	Road 2 Zero	152010 - Resilience Improvements 2023/24 - Pawarenga Road (design only)	Pawarenga Road RP 517-537	Project on hold	Project on hold		3
341	Low Risk Improvement	144212 - Safety - Urban/Rural Intersection (HRR)	Pukepoto Rd/ Lake Rd	Construction completed	Construction completed		3
341	Low Risk Improvement	144248 - Safety - Pedestrian Improvements	Redan Rd	Construction completed	Construction completed		3
341	Road 2 Zero	144213 - Safety - Urban/Rural Intersection (HRR)	Reef View/Foreshore Road	Construction completed	Construction completed		3
341	Road 2 Zero	144214 - Safety - Urban/Rural Intersection (HRR)	Tokerau Beach Road/ Inland Road	Construction completed	Construction completed		3
341	Road 2 Zero	144142 - Associated Improvements	Various Locations	Construction completed	Construction completed		3
341	Low Risk Improvement	144220 - Safety - Speed Management	BOI and Kerikeri	Project on hold	Project on hold	Budget not available to complete full scope of works	3
341	Low Risk Improvement	144247 - Safety - Pedestrian Improvements (design only)	Cobham Rd/Hone Heke Rd Intersection	Project deferred to future years	Project deferred to future years	Only design funding available this LTP.	3
341	Low Risk Improvement	152011 - Resilience Improvements 2023/24 - Hupara Road	Hupara Road RP 3028-3058, Moerewa	Project deferred to future years	Project deferred to future years	Tender process was determined not to be value-for-money. Works deferred to next LTP to be combined with Emergency Works packages,	1
341	Low Risk Improvement	144236 - Safety - School Zones (& Safer Journeys for Schools)	Kerikeri Primary and High Schools	Project on hold	Project on hold	Moratorium on installation of speed platforms meant works were not awarded in December as anticipated. Decision to continue made too late as works needed to be done during school summer holidays to avoid major disruption to the school.	1
341	Road 2 Zero	152006 - Resilience Improvements 2022/23 - Manawaora Road	Manawaora Road	Construction completed	Construction completed		3
341	Low Risk Improvement	144235 - Safety - School Zones (& Safer Journeys for Schools)	Moerewa School	Project on hold	Project on hold	Budget did not allow all issues to be addressed and a reasonable level of safety to be achieved.	1
341	Low Risk Improvement	144238 - Safety - School Zones (& Safer Journeys for Schools)	Riverview School	Project on hold	Project on hold	Moratorium on installation of speed platforms meant works were not awarded in December as anticipated. Decision to continue made too late as works needed to be done during school summer holidays to avoid major disruption to the school.	1
341	Low Risk Improvement	152007 - Resilience Improvements 2023/24 - Waikare Road	Waikare Road RP 10935-10970, Waikare	Construction underway	Construction completed		3
341 - Low Cost Low Risk Total			\$8,312,950.39				

FNDC Monthly Report - April 2024















Work Category	Category	Project Title	Location	Monthly status update	Next months status update	Comments	Risk
seal extensions	0	PAWARENGA ROAD	PAWARENGA ROAD RP 11903 to RP 13583 = 1680m	Construction completed	Construction completed		 3
seal extensions	0	RUAROA RD	RUAROA RD RP 3008 to 5681 = 2673m	Construction underway	Construction underway		 2
seal extensions	0	HAUTAPU RD	HAUTAPU RD RP 0 - 530 = 530m	Construction underway	Construction underway		 2
seal extensions	0	HAUTAPU RD	HAUTAPU RD RP 4736 - 5937 = 1201m	Design Stage	Design Stage		 1
Seal Extensions Total			\$2,478,500.00				
unsub footpath	0	BOI-Whangaroa New Footpath: Queen Street	Queen Street from Wellington - Little Queen St, Russell	Construction underway	Construction completed		 3
unsub footpath	0	BOI-Whangaroa New Footpath: SH11 Haruru	SH11 from Nautical Dr - Haruru Falls Rd, Haruru	Procurement Stage	Construction underway		 2
unsub footpath	0	BOI-Whangaroa New Footpath: Te Tii Road (design only)	Te Tii Road from BOI Academy - Whitiara Marae, Te Tii	Design Stage	Design Stage		 2
unsub footpath	0	Kaikohe-Hokianga New Footpath: Parnell Street	Parnell Street: gap between Honey St & School, Rawene	Construction underway	Construction underway		 2
unsub footpath	0	Kaikohe-Hokianga New Footpath: Parnell Street	Parnell Street: gap at Nimmo St, Rawene	Construction completed	Construction completed		 3
unsub footpath	0	Kaikohe-Hokianga New Footpath: Ohaeawai	SH12, Ohaeawai	Procurement Stage	Construction underway		 1
unsub footpath	0	Te Hiku New Footpath: Cable Bay Block Road	Cable Bay Block Road, Cable Bay	Construction completed	Construction completed		 3
unsub footpath	0	Te Hiku New Footpath: Taupata Place	Taupata Place, Kaitaia	Construction completed	Construction completed		 3
unsub footpath	0	Te Hiku New Footpath: Takahe Rd	Takahe Rd, Ahipara	Construction underway	Construction underway		 3
Unsub Footpath Total			\$3,065,383.00				
GRAND TOTALS			\$27,636,709.39				

Photo Wall – April 2024




7-23-188 Nimmo Street, Rawene, new footpath



7-23-188 Nimmo Street Rawene, new footpath



7-23-188 School to Honey Street section, Rawene. Retaining wall post for new footpath, inspection.



7-23-188 School to Honey Street section, Rawene. Retaining wall posts, concrete pour.



*FNDC Contract 7/21/216 –
HRRR Corridor Safety Treatments & HRI Intersection Safety Treatments - VMS signs installed*



*FNDC Contract 7/23/185 - FNDC Footpath Projects Suite 3 (21-24)
New Footpath along Takahe Rd in Ahipara upper end*



*FNDC Contract 7/23/185 - FNDC Footpath Projects Suite 3 (21-24)
New Footpath along Takahe Rd in Ahipara lower end.*



*7-23-102 Whangaroa, Waharua & West Coast
Road Culvert Renewals - Whangaroa*



*7-23-102 Whangaroa, Waharua & West Coast
Road Culvert Renewals - Whangaroa*

FNDC TRANSPORT MAINTENANCE PROGRAMME

Key points of note for the month of April includes:

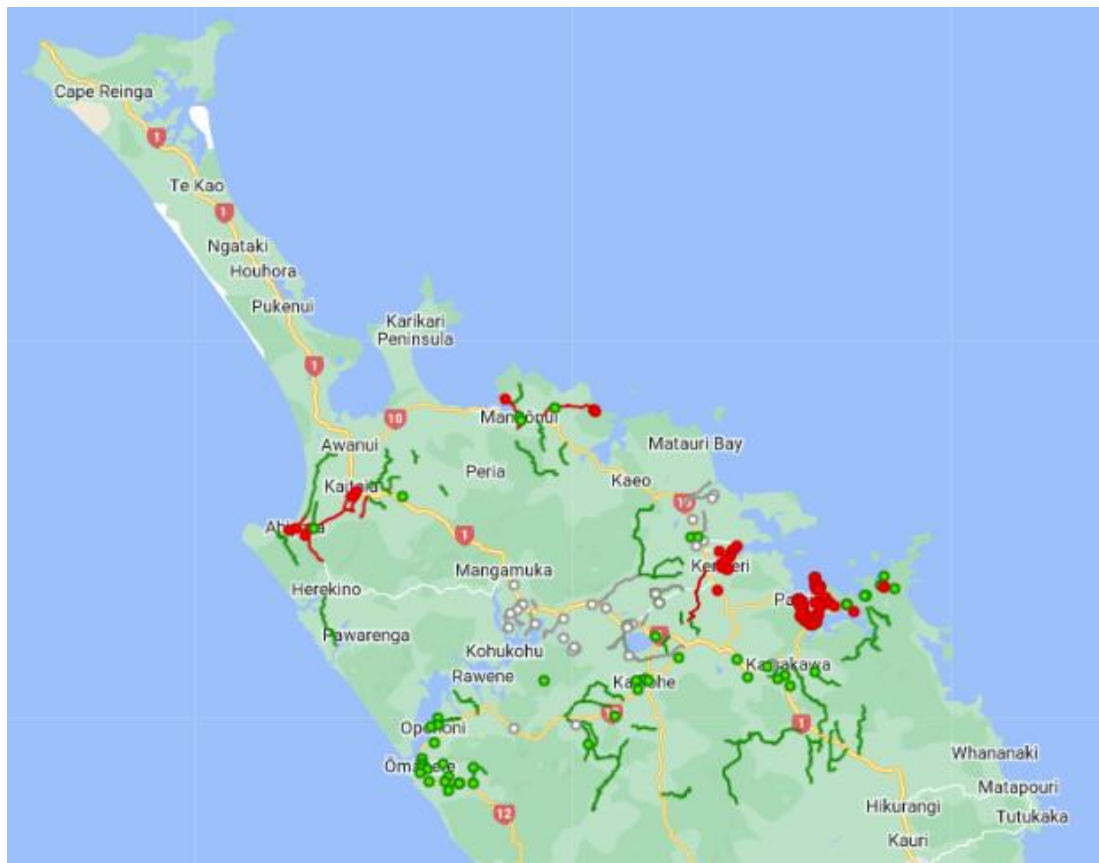
- Unsealed and sealed pothole repairs, culvert end clearing, sign cleaning, mowing, vegetation clearing within the envelope completed.
- Grading has started to pick up towards end of April as temperatures beginning to drop and a little bit of moisture within the unsealed network.
- Programmed works completed were water tabling, dig outs and stabilize patches, signs and culvert replacements and culvert flushing.
- Footpath renewals and maintenance in progress for all wards.
- Re-marking of road centreline and edge lines is still in progress for both the areas.
- Unsealed Rehabilitation completed on Okaka Road, Mangatawa Road and Otaua Road.

Maintenance activities programmed for May relates to:

- Routine unsealed and sealed network maintenance activities
- Drainage works
- Footpath maintenance and renewals
- Unsealed Rehab.
- Phase 2 Reinstatement work continues – Minor slip repairs
- Daily site checks on TTM for Phase 3 sites (Sites planned for Major Remedial)

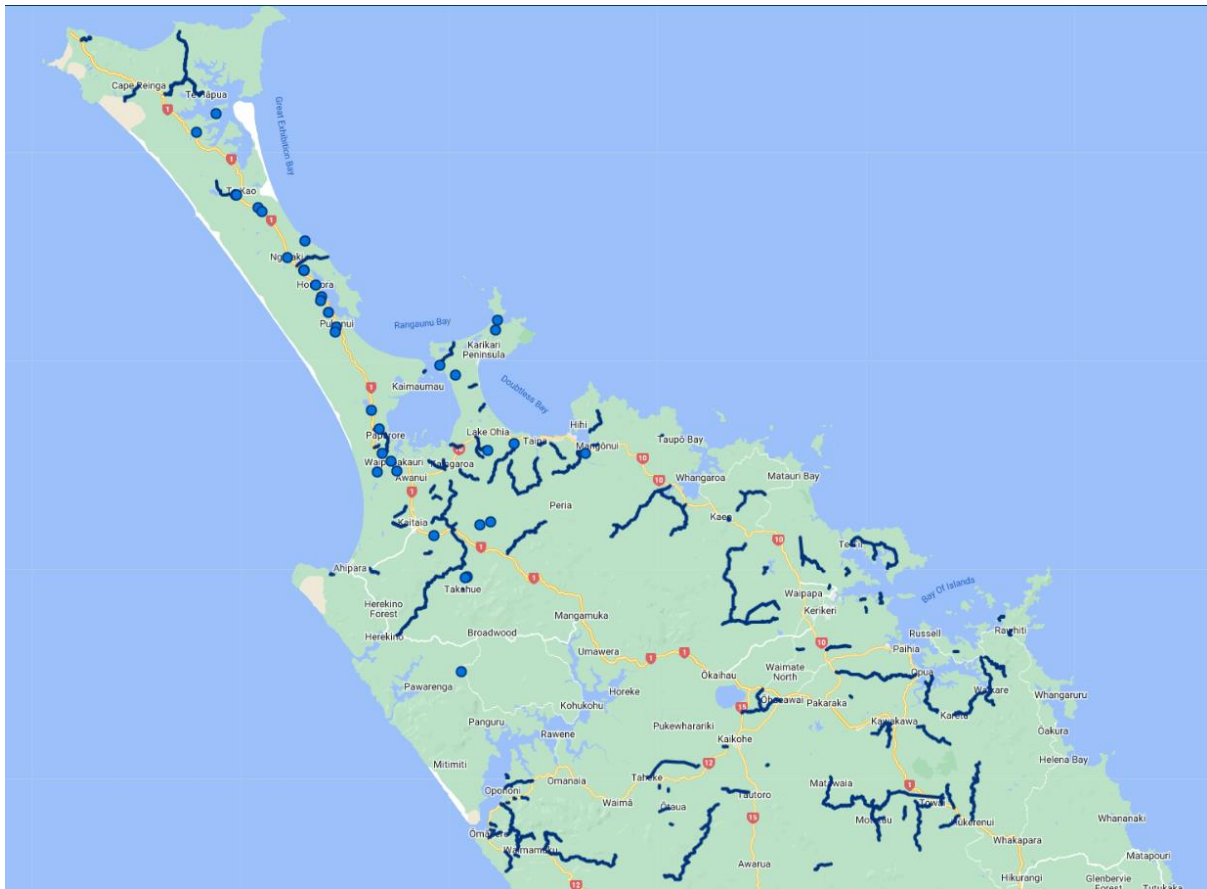
Network Inspections

The map below provides a visual representation of all completed inspections carried out by the contractors for the month of April (unsealed roads = 424km shown as green, and sealed roads = 119km in red).



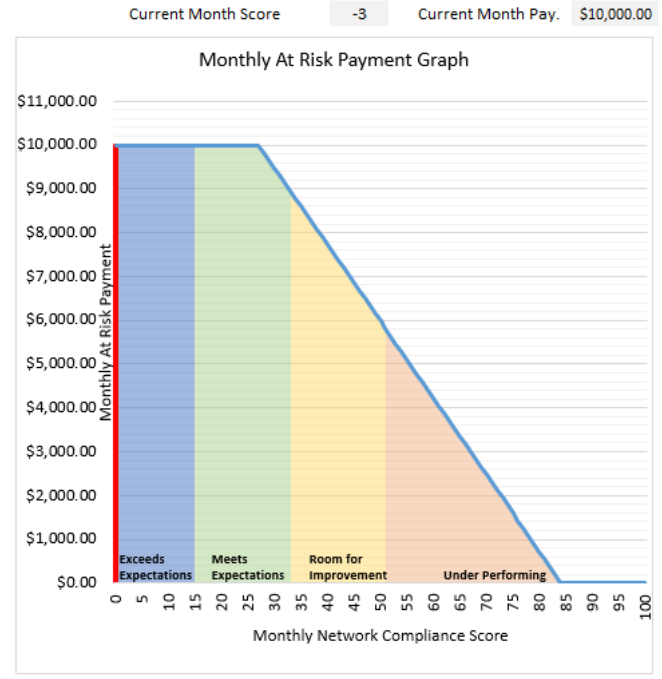
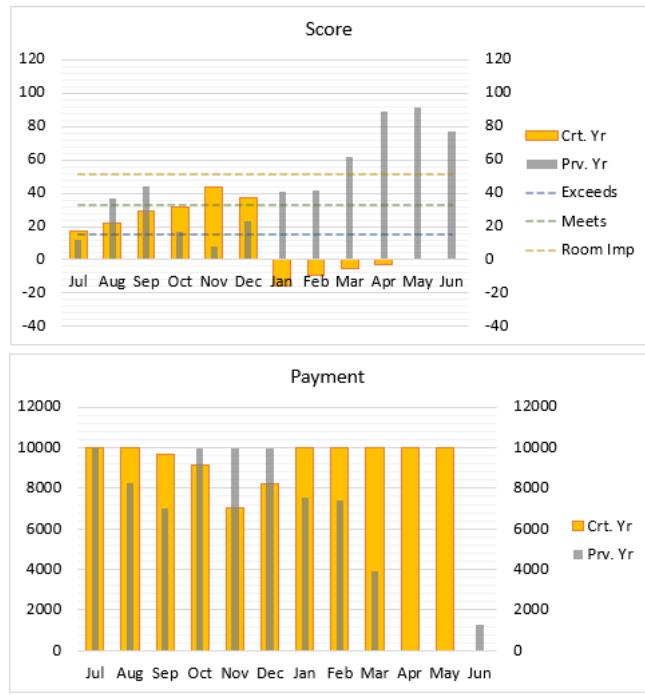
Completed Grading

Routine grading has picked up towards end of April with 41% (or 649km) of the unsealed network length completed due to sufficient moisture now being present in the unsealed network.



April 2024 Contract KPM Scores - North Contract Dashboard and trending Key Performance Measures (KPMs) - Fulton Hogan:

MAX.maintenance | Monthly Performance Management
 Far North District Council - North Contract Dashboard

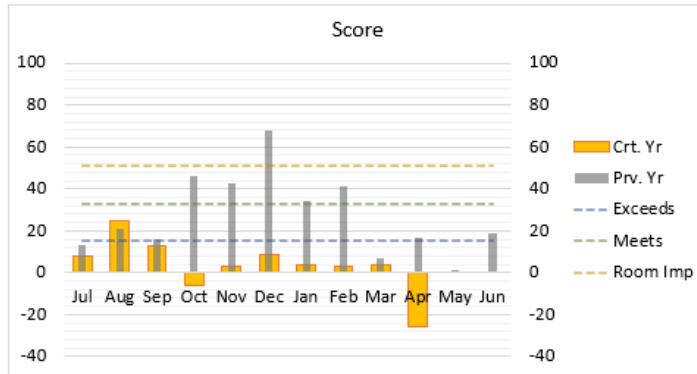


KPM #	Measure Group	Name	Performance Measure	Status	Target	Frequency	Result	Non-compliance Duration	Weight	Score	Notes	Who Provides Input	Date Entered
19	Reliability & Response	Contractor Customer Performance	The Contractor receives unsolicited written positive feedback from customers.	Active	P	Monthly	P	10	-3	-30	One positive feedback for the month	Manual	14/05/2024
20	Reliability & Response	Routine Response Time	Routine response times are managed and attended to within the response times set. [Refer to the Part 5K OPM Response Times].	Active	95%	Monthly	90.11%	4	3	12		MAX.maint (#361)	30/04/2024
25	Quality & Quantity	Non-Conformance Notice	No non-conformance notices (NCN) issued by the Engineer as a notice to Contractor.	Active	F	Monthly	F	2	5	10	KPM20	Manual	14/05/2024
31	Quality & Quantity	Unapproved Ordered Works	Ordered work presented for claiming has an approved estimate by the Engineer.	Active	90%	Monthly	74.47%	1	5	5		MAX.maint (#343)	30/04/2024

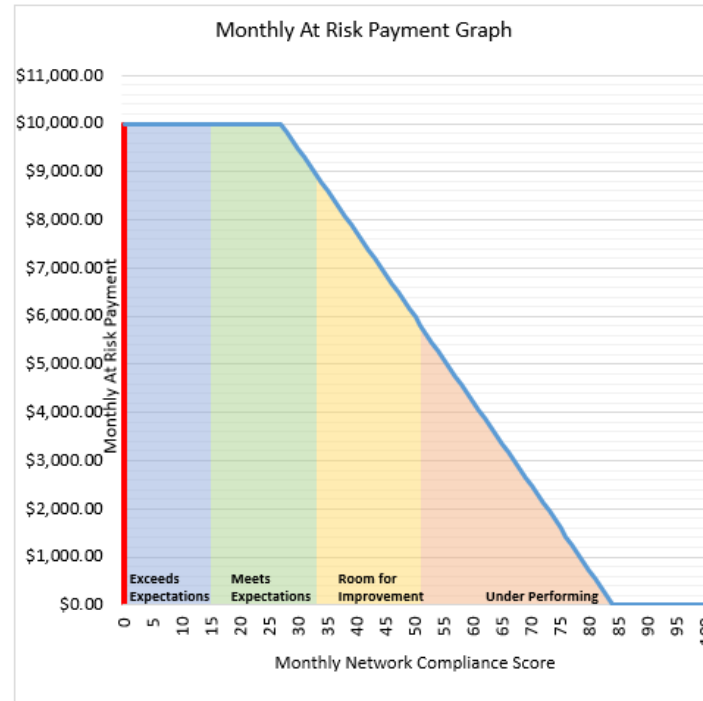
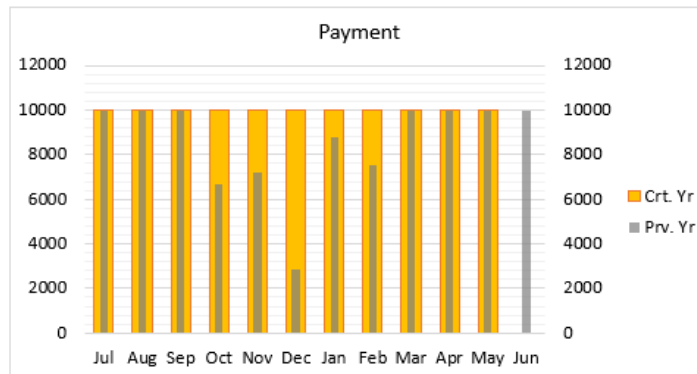
Table above highlights the specific KPMs where a continued duration of scoring (positive or negative) has a compounding impact on total result.

April 2024 Contract KPM Scores - South Contract Dashboard and trending Key Performance Measures (KPMs) – Ventia:

MAX.maintenance | Monthly Performance Management
Far North District Council - South Contract **Dashboard**



Current Month Score **-26** Current Month Pay. **\$10,000.00**



KPM #	Measure Group	Name	Performance Measure	Status	Target	Frequency	Result	Non Compliance	Duration	Weight	Score	Notes	Who Provides Input	Date Entered
34	Reliability & Response	Inspection Quality - Sealed	Audit of the sealed network inspections show that the Contractor is identifying the correct maintenance need in relation to routine and ordered	Active	95%	Monthly	92.32%	1	1	2	2		MAX.maint (#677)	30/04/2024
19	Reliability & Response	Contractor Customer Performance	The Contractor receives unsolicited written positive feedback from customers.	Active	P	Monthly	P	1	10	-3	-30	Two positive feedback received for the month	Manual	14/05/2024
28	Quality & Quantity	Ordered Work Quality	Quality of completed ordered works (except sealed pavement renewals) is in accordance with the work specifications. Note that this activity will be split into separate Activities for performance	Active	90%	Monthly	82.05%	1	1	2	2	39 dispatches audited for the month, 7 failed	Manual	14/05/2024

Table above highlights the specific KPMs where a continued duration of scoring (positive or negative) has a compounding impact on total result.

EMERGENCY WORKS RECOVERY PROGRAMME

PHASE 2 DELIVERY

Minor works, less than \$100k (generally), per site, low risk, reinstatement of roads to pre-event condition (may require geo-tech assessment to support outcomes). Waka Kotahi funding approval through report applications.

As recovery works continue to progress nightly status updates are made to the [Northland 2022/23 Slip Repair Map](#) on FNDC's website. Phase 2 recovery work completed through April included completion of 11 retaining wall structures (to address under slips) across 8 individual roads.

FNDC's Contractors remain committed to completing the majority of the phase 2 programme by the end of the current financial year (30 June 2024) with a full list of Phase 2 works completed in April and planned for May provided in the following tables.

Phase 2 Recovery Works completed in April

Road	Start	End	Length	Asset Type	Fault
BAYLY ROAD	238			Drainage	Install headwall structure - Scour (ea)
DUNCAN ROAD (KAINGAROA)	6411	6429	18	Retaining Wall	New construction - Drop out (m)
DUNCAN ROAD (KAINGAROA)	7674	7685	11	Retaining Wall	New construction - Drop out (m)
DUNCAN ROAD (KAINGAROA)	15334	15354	20	Retaining Wall	New construction - Drop out (m)
FAIRBURN ROAD	5158	5188	30	Retaining Wall	New construction - Drop out (m)
KAKA ROAD	1998	2010	12	Retaining Wall	New construction - Drop out (m)
ORURU ROAD	2348	2358	10	Retaining Wall	New construction - Drop out (m)
PAPONGA ROAD	1789	1809	20	Retaining Wall	Renew whole structure - Damaged wall (m)
PAPONGA ROAD	8873	8888	15	Retaining Wall	New construction - Drop out (m)
PARANUI-TOATO ROAD	2377	2394	17	Retaining Wall	New construction - Drop out (m)
RIVERSTREAM DRIVE	289	301	12	Shoulders	Supply/place/compact agg - Scouring (m)
TE RORE ROAD	4782	4807	25	Retaining Wall	New construction - Drop out (m)
WAIMATE NORTH ROAD	3227	3527	300	Surface Water Channels	WT reconstruct - Over deepened/scouring (m)
HAPPY VALLEY ROAD	1378			Drainage	Install headwall structure - Scour (ea)
WAIOTEMARAMA GORGE ROAD	5858	5863	5	Retaining Wall	New construction - Drop out (m)

Phase 2 Recovery Works planned for May

Road	Start	End	Length	Asset Type	Fault
CREAMERY ROAD	1680	1710	30	Retaining Wall	New construction - Drop out (m)
DUNCAN ROAD (KAINGAROA)	13894	13930	36	Retaining Wall	New construction - Drop out (m)
FISHER-RILEY ROAD	5076	5086	10	Drainage	Culvert renewal - Inadequate/damaged (m)
IWITAU ROAD	10338	10368	30	Retaining Wall	New construction - Drop out (m)
KOHUMARU ROAD	6120	6135	15	Retaining Wall	New construction - Drop out (m)
MATAWAIA- MAROMAKU ROAD	17940	17950	10	Retaining Wall	New construction - Drop out (m)
OKAKEWAI ROAD	1446			Drainage	Culvert renewal
RAKAUTAPU ROAD	1680	1695	15	Retaining Wall	Renew whole structure - Damaged wall (m)
WAIMATENUI / MATARUA ROAD	20263	20278	15	Retaining Wall	New construction - Drop out (m)
WAIOTEHUE ROAD	8308	8323	15	Retaining Wall	New construction - Drop out (m)
WAIOTEHUE ROAD	8086	8136	50	Retaining Wall	New construction - Drop out (m)
WAIOTEHUE ROAD	5172	5232	60	Retaining Wall	New construction - Drop out (m)
WEST COAST ROAD (KOHUKOHU)	27712	27722	10	Drainage	Culvert renewal
WEST COAST ROAD (KOHUKOHU)	29072	29077	5	Retaining Wall	New construction - Drop out (m)

PHASE 3 DELIVERY

The number of confirmed Phase 3 across the Far North has increased from 38 sites to 41 at an estimated total repair cost of \$22.5m (current engineers estimates), noting staff are awaiting estimates for new sites at Derrick Rd and Ruapekapeka Rd and the outcome of a coastal engineer's assessment at Waterfront Rd in Houora.

The West Coast Rd, Motuti, Whangae Rd and West Coast Rd, Pangaru sites will be seeking procurement approval for construction shortly. The Motuti Design Review will be closed out in parallel, with engineers still communicating through some details of the design.

Design options are due in the month of May for slip sites at Kaitaia-Awaroa Rd, another Whangae Rd site (non-complex one), Mangamuka Rd, Pawarenga Rd and West Coast Rd, Kohukohu. Site investigations are underway at Wainui Rd and a site on Wainui-Matauri Bay Rd.

The procurement of professional services for Stage 1b and across the Northland programme has been shared with NZTA and General Managers and will not be coming to council for approval.

The remaining FNDC investigations will be procured through an open market approach, planned to commence within the coming month. The exception to this is three sites on Waikare Rd impacted through Cyclone Gabrielle - the funding subsidy for this weather event needs to be secured before the end of the financial year. These sites will be direct awarded to consultants within current procurement rules before 30 June.

FNDC's construction funding from NZTA is confirmed. Council will have a local share component of varying FAR rates dependent on timing for construction. Staff officers will provide a clearer picture of funding and timeframes as the outcome of investigations and design options is understood.

Confirmed FNDC Phase 3 site list and status

Stage identifier	Road	Sta	Total Expected Cost	NZTA Construction funding	FNDC site status	Estimated Construction Time
Stage 1b	BROADWOOD ROAD	296	\$172,500.00	Confirmed	Open tender for Inv/Design	Q4 - Spring 2024
Stage 1b	CHURCH ROAD (KAITAIA)	1404	\$230,000.00	Confirmed	Open tender for Inv/Design	Q1 - Summer 2025
Stage 1b	DERRICK ROAD	tba	tba	tba	NEW to Ph 3 - EWA in process	tba
Stage 1b	DUNCAN ROAD (KAINGAROA)	10069	\$517,500.00	Confirmed	Open tender for Inv/Design	Q4 - Spring 2024
Stage 1b	DUNCAN ROAD (KAINGAROA)	14443	\$546,250.00	Confirmed	Open tender for Inv/Design	Q4 - Spring 2024
Stage 1b	DUNCAN ROAD (KAINGAROA)	13894	\$115,000.00	Confirmed	Open tender for Inv/Design	Q4 - Spring 2024
Stage 1b	DUNCAN ROAD (KAINGAROA)	10105	\$747,500.00	Confirmed	Open tender for Inv/Design	Q4 - Spring 2024
Stage 1b	FISHER-RILEY ROAD	2528	\$632,500.00	Confirmed	Open tender for Inv/Design	Q1 - Summer 2025
Stage 1b	FRYER ROAD	3487	\$230,000.00	Confirmed	Open tender for Inv/Design	Q1 - Summer 2025
Stage 1b	FRYER ROAD	2892	\$460,000.00	Confirmed	Open tender for Inv/Design	Q1 - Summer 2025
Stage 1b	GILES ROAD	577	\$115,000.00	Confirmed	Open tender for Inv/Design	tba
Stage 1b	HIHITAHU ROAD	84	\$146,400.00	Confirmed	Open tender for Inv/Design	Q1 - Summer 2025
Stage 1b	HONEYMOON VALLEY ROAD	5585	\$97,750.00	Confirmed	Open tender for Inv/Design	Q2 - Autumn 2025
Stage 1b	IWITAUUA ROAD	6252	\$230,000.00	Confirmed	Open tender for Inv/Design	Q4 - Spring 2024
Stage 1	KAITAIA-AWAROA ROAD	13525	\$287,500.00	Confirmed	Investigations complete	Q4 - Spring 2024
Stage 1	KAITAIA-AWAROA ROAD	26807	\$230,000.00	Confirmed	Investigations complete	Q4 - Spring 2024
Stage 1b	LARMER ROAD	2117	\$690,000.00	Confirmed	Open tender for Inv/Design	Q4 - Spring 2024
Stage 1	MANGAMUKA ROAD	2948	\$517,500.00	Confirmed	Investigations complete	Q4 - Spring 2024
Stage 1b	MANGAMUKA ROAD	4535	\$138,000.00	Confirmed	Open tender for Inv/Design	Q1 - Summer 2025
Stage 1b	MANGAMUKA ROAD	7860	\$172,500.00	Confirmed	Open tender for Inv/Design	Q1 - Summer 2025
Stage 1b	MATAWAIA-MAROMAKU ROAD	7182	\$172,500.00	Confirmed	Open tender for Inv/Design	Q2 - Autumn 2025
Stage 1b	NGAPIPITO ROAD	6772	\$915,000.00	Confirmed	Monitor through maintenance contract	Q1 - Summer 2025
Stage 1b	PAPONGA ROAD	2453	\$805,000.00	Confirmed	Open tender for Inv/Design	Q1 - Summer 2025
Stage 1b	PARANUI ROAD	4460	\$172,500.00	Confirmed	Open tender for Inv/Design	Q1 - Summer 2025
Stage 1	PAWARENGA ROAD	8151	\$3,105,000.00	Confirmed	Investigations complete	Q4 - Spring 2024
Stage 1b	PERIA VALLEY ROAD	tba	\$250,000.00	tba	Confirming NZTA funding	tba
Stage 1b	RUAPEKAPEKA ROAD	tba	tba	tba	NEW to Ph 3 - EWA in process	tba
Stage 1b	SMITH ROAD (HEREKINO)	2400	\$109,250.00	Confirmed	Open tender for Inv/Design	tba
Stage 1b	TAPUHI ROAD	8730	\$287,500.00	Confirmed	Open tender for Inv/Design	Q1 - Summer 2025
Stage 1b	TE RORE ROAD	3039	\$632,500.00	Confirmed	Open tender for Inv/Design	Q2 - Autumn 2025
Stage 1b	WAIARE ROAD	28047	\$287,500.00	Confirmed	Open tender for Inv/Design	Q4 - Spring 2024
Stage 1b	WAIARE ROAD	8085	\$287,500.00	Confirmed	Open tender for Inv/Design	Q4 - Spring 2024
Stage 1b	WAIKARE ROAD	19970	\$345,000.00	Confirmed	Contracting investigations	Q4 - Spring 2024
Stage 1b	WAIKARE ROAD	10600	\$230,000.00	Confirmed	Contracting investigations	Q4 - Spring 2024
Stage 1b	WAIKARE ROAD	8444	\$402,500.00	Confirmed	Contracting investigations	Q4 - Spring 2024
Stage 1	WAINUI ROAD	4655	\$920,000.00	Confirmed	Investigations underway	Q4 - Spring 2024
Stage 1	WAINUI ROAD	6561	\$805,000.00	Confirmed	Investigations underway	Q4 - Spring 2024
Stage 1	WAINUI-MATAURI BAY ROAD	4995	\$575,000.00	Confirmed	Investigations underway	Q4 - Spring 2024
Stage 1b	WATERFRONT ROAD, HOUHORA	675	tba	tba	Engaging coastal engineer	tba
Complex	WEST COAST ROAD (KOHUKOHU)	20915	\$402,500.00	Confirmed	Construction procurement	Q3 - Winter 2024
Complex	WEST COAST ROAD (KOHUKOHU)	16775	\$4,025,000.00	Confirmed	Construction procurement	Q4 - Spring 2024
Complex	WHANGAE ROAD	4817	\$690,000.00	Confirmed	Construction procurement	Q4 - Spring 2024
Stage 1b	WHANGAE ROAD	2700	\$230,000.00	Confirmed	Open tender for Inv/Design	Q4 - Spring 2024
Stage 1b	WHANGAPE ROAD	6228	\$575,000.00	Confirmed	Open tender for Inv/Design	Q2 - Autumn 2025

Nb: construction timing is best estimates until investigations are completed, and procurement strategy is confirmed. NZTA, Waka Kotahi Investigation and Design funding as well as Construction funding has been confirmed across all sites (not included in the above table). Council local share applies to physical works.

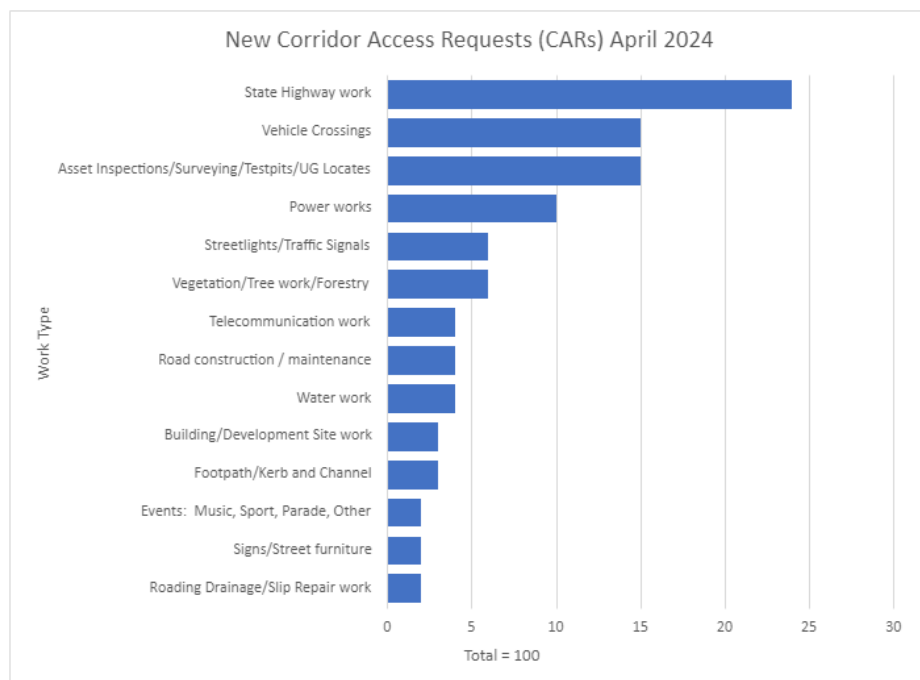
Corridor Access Requests (CARs) and Temporary Traffic Management (TTM)

CARs and Temporary Traffic Management Applications

There were 100 CAR applications received for works in the road reserve across Far North district in April. A breakdown of the activities in the graphs shows an increase of State Highway applications over the Month of April.

15% of applications related to vehicle crossings and asset inspections, the balance of works was spread across activities.

There were 74 CAR applications approved in March for Far North district.



Work Completion Notifications, Reinstatement Inspections and Traffic Management Audits

As shown in the table below, there were 63 Corridor Access Request (CAR) completion status updates.

CAR Status	Count
Cancelled	32
Completion Notification Overdue	1
Completion Notified	6
Work Completion Notified	12
Work in Warranty	12
Grand Total	63

Three temporary traffic management safety audits were completed in April, with two sites scored as 'High' and the other audit scored ratings of 'Needs Improvement'.

TTM Review Panel were held on 9th of April noting there were no Far North work sites requiring review this month.

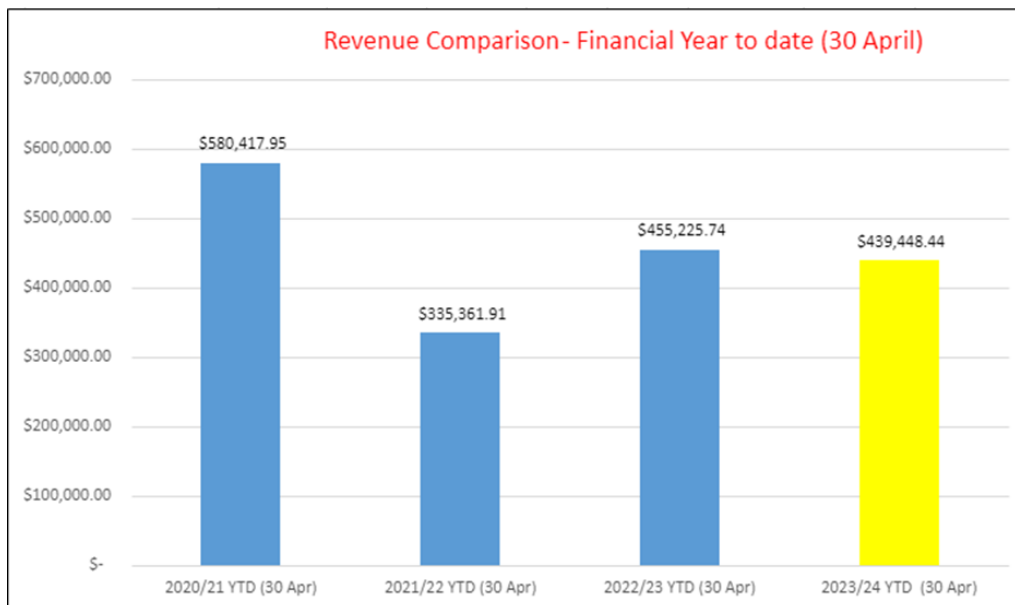
Other TTM Updates

A TTM Planners Meeting was held in Whangarei for all who design TTM plans in Northland, Fulton Hogan, Downer, Ventia, TMNZ, T8, Kia Tupato, Chevron, Northpower, Safe Trax, Clements and Nadia Kaipo from TMP Designs were all present. Fulton Hogan shared with the group a new Risk base document they are now using, focused on Risk management TTM and replaced the COPTTM base proforma, which is currently used by the industry. This gives our Northland designers a new tool to learn and use, maybe adjust to suit their needs.

HOKIANGA FERRY (KOHU RA TUARUA)

Revenue

April fare revenue was 10% lower than the same month in 2023 with the ongoing SH1 closures (Mangamuka and Brynderwyns) continuing to impact visitation to Northland and Ferry patronage.



Tabulated below is the revenue comparison for the same period last year:

April 2024	April 2023	Difference
\$43,185.22	\$47,889.13	-\$4,703.91

Patronage & Service Information

The Ferry service carried a daily average of 569 passengers and 284 vehicles for the month of April 24. The schedule departures were 97.6% on time for the months with 138 shuttles and 4 after hours 3 emergency services crossings and 2 after-hours charters.

There were no customer complaints received and one requests for an afterhours service. There were no mechanical or weather-related interruption to the service.

Planned, Routine & Preventive Maintenance

The following routine and preventive maintenance activities were carried out on the vessel this month which included:

Service checks	Gearbox oil changes	Engine oil changes
Replace window wiper blades	Replace flood light junction box	Schottel jet pumps oil changed
Replace hose fitting to toilet	Clear deck drains	Replace deck camera
Lube #1 throttle cable	Repair #4 gearbox leak	Replace #2 gearshift cable
Spray algae on roof of wheelhouse		

A total of 15,600.8 litres of fuel were filled in the vessel. In the last twelve months, 1737,859.10 litres have been purchased against 12,826 engine running hours that averages 13.9 litres per hour of operation.

Asset Renewal

The following asset renewal activities were carried out this month:

- a. Life jacket storage box fabrication and installation – Completed in April.
- b. Passenger cabin seat replacement – Construction of the aluminum seats is complete with marine grade carpeting to be applied. Completion on track to be before end June 2024.
- c. Graffiti mitigation in passenger cabin – Materials arrived. Completion on track to be before end June 2024.
- d. Engine room lighting – Materials arrived, and installation commences during April. Completion on track to be before end June 2024.
- e. Deck Renewals preparatory works – Hull Non-destructive testing (NDT's) commenced in April.

Health & Safety Risks / Incidents

There were no incidents, accidents or near misses reported in April 24.

There incident recorded on 11th March 2024, where a school child slipped and fell on the concrete ramp at The Narrows is still under investigation.

Streetlighting

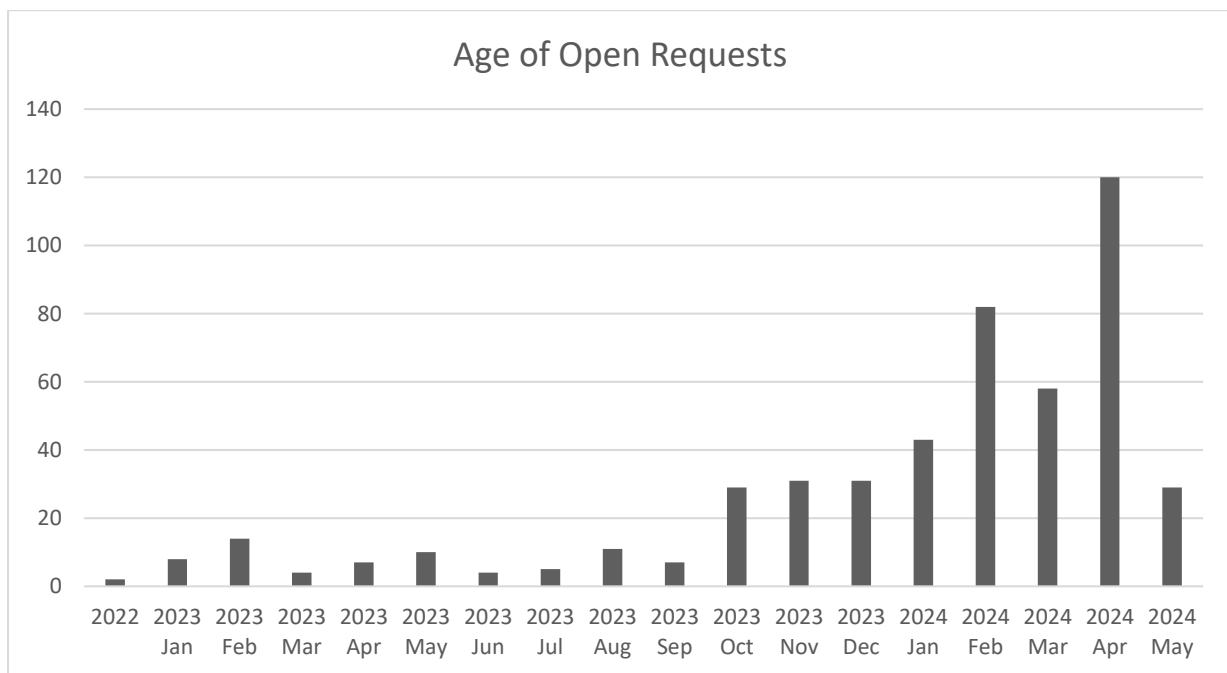
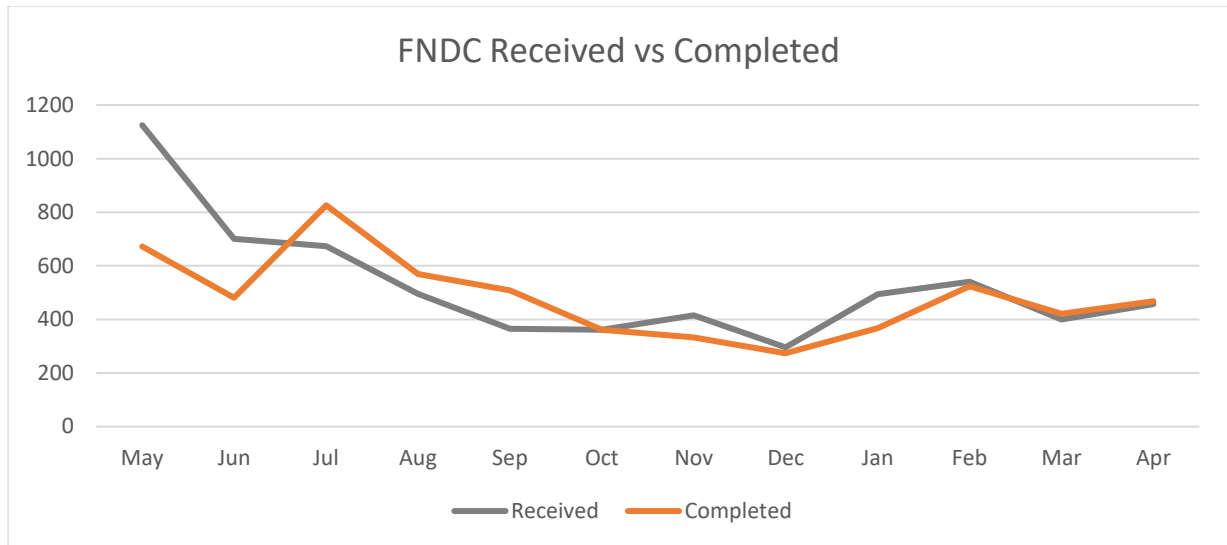
The streetlight maintenance and renewal contract's now in its second separable portion (2+2+1) and following activities are underway:

- A comprehensive annual day inspection for FNDC streetlight assets is work in progress, this includes pedestrian crossings, arterial, collector & minor roads as well as specified amenity lighting in the district. This is part of the annual asset condition assessment. 134 asset inspections were completed during April 24.
- Additional sample inspections of CREE LED model luminaires under warranty is still in progress as at 30 April. There has been ingress of water and dust/dirt in the luminaire which has caused some to fail. On completion, further discussions will be held with the supplier to determine a way forward.
- Sample inspection of Orange Tek brand luminaires are also underway to ascertain the cause of the premature failure of the shorting caps. First round of meetings with supplier of luminaires was held in February and with our Contractor in April. Further conversations and agreement on a way forward are required.

Lighting design reviews for streetlighting related to new developments and early planning are on-going. Lighting design reviews for Grigg Street and further revisions of Donald Road were done this month.

CUSTOMER REQUESTS

The volume of customer requests increased by 14% in April compared with the previous month. (457 requests received during the month). At the end of April, there were 495 open requests, being a 0.2% increase from the prior month.



The aged requests shown in the above chart typically involve complex long-term issues and are currently overseen by the FNDC/NTA customer service team.

We are aware that there are still a larger than normal volume of requests sitting with the FNDC Transport and Roding (primarily results from the team's limited capacity to fully recover from the historic increased Emergency Weather event volumes) and we are currently in the process of arranging some short term additional support to progress these requests for our customers and communities.